



Rustenburg Herald's Bonus

25 500 FREE

22 JUNE 2020

Rising star on our horizon

Rustenburg's entertainment enthusiasts are well advised to prepare for a real red carpet event as the city could soon have yet another star actress in our own ranks. Mia Jooste, Grade Eight learner of Hoërskool Rustenburg and daughter of Martin and Michelle Jooste, recently auditioned for a short film by ABS Productions - which she did not only pass with flying colours but on noticing her talent, she was also offered the opportunity to be mentored by popular Binnelanders star Je-Ani Swiegelaar (Naomi in Binnelanders) for the following year to further explore and develop her talents. Rustenburg is indeed proud of Mia and appreciates the opportunity to cast her as ambassador of the Platinum City and Hoërskool Rustenburg.

Licensing and testing services suspended temporarily

BONUS - RUSTENBURG - The public is hereby advised that all of the licensing and testing stations of the Directorate- Public Safety will be closed on Monday (22 June) and Tuesday (23 June) to afford officials an opportunity to undergo Covid-19 testing, following another newly confirmed Covid-19 case within the Directorate.

According to Mr David Magae, Rustenburg Local Municipality Spokesperson, services are anticipated to resume on Wednesday (23 June) and the Municipality will communicate in detail on the service offering to residents as well as the applicable modalities. "Residents are reminded that Covid-19 safety protocols are still in force, and as such we encourage

social distancing, regular sanitization and use of face mask in our facilities," said a statement from the municipality. The public is reminded that the Municipality, is working with the Department of Health on all Covid-19 cases, and persons who previously tested positive are in quarantine under regular monitoring by the officials from the department.

Solly's
FURNITURES

 **SOLLYSFURNITURE**

 **SOLLYS FURNITURE**

014 592 1966 | 014 592 2841

www.sollysfurnitures.co.za

2 STORES!

• 6 Koro Koro Street,
• 130 Fatima Bhayat Drive,
Rustenburg

SOLLY'S THE APPLIANCE AND FURNITURE KING!! LOWEST PRICES

KIC

KIC 170lt Top Freezer / Fridge - White

R 2 699⁰⁰

DEFY

DEFY C300 Fridge / Freezer, Water Dispenser - Metallic

R 4 299⁰⁰

DEFY

DEFY Side by side Fridge / Freezer, Water Dispenser - Silver

R 10 999⁰⁰

Hisense

HISENSE 359lt Fridge / Freezer - Metallic

R 4 399⁰⁰

AEG

AEG 12 Plate Dishwasher - White

R 3 799⁰⁰

AEG

AEG 6kg Front Loader Washing Machine - Silver

R 3 799⁰⁰

BOSCH

BOSCH 13kg Top Loader Washing Machine - Silver

R 4 999⁰⁰

DEFY

DEFY Compact 3 Plate Plug-in Stove

R 2 699⁰⁰

SAMSUNG

32" LED TV

R 2 599⁰⁰

SINOTEC

39" LED TV

R 2 799⁰⁰

HISENSE
58" UHD Smart LCD TV

R 7 499⁰⁰

SINOTEC
65" UHD Netflix TV

R 8 999⁰⁰

SleepSense

SLEEPSENSE Gold, Double Base Set

R 2 999⁰⁰

LEONARDO 3pc, 5 Recliner Fabric Lounge Suite

R 16 999⁰⁰

ASHTON
Daybed with cupholders and Console Lounge Suite

R 6 999⁰⁰

Covid-19 treatment hailed as major breakthrough

BONUS - RUSTENBURG HERALD - Dexamethasone, a cheap and widely-used steroid, has become the first drug shown to save COVID-19 lives, in what scientists said is a “major breakthrough”.

Preliminary trials show dexamethasone reduced death rates by a third among seriously ill patients, with researchers recommending it should immediately become standard care for such cases. A total of 2104 patients were randomised to receive dexamethasone 6 mg once per day - either by mouth or by intravenous injection - for ten days and were compared with 4321 patients randomised to usual care alone.

Among the patients who received usual care alone, 28-day mortality was highest in those who required ventilation (41%), intermediate in those patients who required oxygen only (25%), and lowest among those who did not require any respiratory intervention (13%). Dexamethasone reduced deaths by one-third in ventilated patients and by one fifth in other patients receiving oxygen only. There was no benefit among those patients who did not

require respiratory support.

A spokesperson for the pharmaceutical company that produces dexamethasone injections in South Africa said that they are confident that they will be able to supply according to the demand. The regulated price per dexamethasone injection is between R149 and R176, making it a affordable treatment for many. Health Minister Dr Zweli Mkhize said he was “extremely excited” that there has been an important breakthrough in one of the therapeutic trials for COVID-19 management.

“The RECOVERY (Randomised Evaluation of Covid-19 therapy) trial has published results on the therapeutic merits of low-dose dexamethasone, which are extremely promising and are easily implementable in our country,” Mkhize said.

Some taxis on strike over Covid-19 relief fund

BONUS – RUSTENBURG – Monday morning (22 June) saw thousands of commuters in the Gauteng province being stranded without transport as Santaco members embarked on a protest against Covid-19 relief funds.

According to the national media, taxi owners were offered a relief fund payout of R5000 per taxi. They were not happy with this and decided to embark on a strike. Rumours that Rustenburg was also affected by the strike could not be confirmed by our time

of going to press, but a voice note received by the Rustenburg Herald alleged that the R24 towards Magaliesburg and Koster was blocked. This also remains unconfirmed. **People having to travel on this road are advised to make sure about the situation, and safety issues before they leave.**



Lone tree before the storm - Hannes van Jaarsveld.

Rustenburg Photographic Society COM's (Certificate of Merit) for May 2020



Kalk Bay harbour - Francois van Wyk.



Echo - Ilana Vrey.



Family hands - Ilana Vrey.

SANParks prepares to re-open accommodation facilities

BONUS - RUSTENBURG - The South African National Parks (SANParks) says it is preparing to recall its hospitality staff for a phased approach in reopening of its overnight facilities.

This follows an announcement by President Cyril Ramaphosa that accommodation providers can resume operations in alert level

3. SANParks CEO Fundisile Mketeni said the President's address on Wednesday (17 June), was good news for SANParks and many nature lovers who for the past three months have been yearning to visit their favourite national park.

"However, we urge those who cannot wait to book into our accommodation to exercise a bit of patience as SANParks readies itself for the reopening," Mketeni said.

Approved
Safe Abortion pills
in town.
FREE
womb cleaning
Call or whatsapp for
help 063 123 6538

Dr Erin
Quick, Fast, Safe
Abortion pills
☎ or 📞
076 440 2331

WEN N ROOIBOK!!!

Rooibok Lootjies te koop vir hulp met fondse om Sara 3000 masjien aan te koop vir Jaco.

'Lootjies R100.00

'Jy kan meer as een keer inskryf!!!

'Verkope van kaartjies Junie en Julie 2020

'Trekking 1 Augustus 2020

'Stuur bewys van betaling met naam en tel nr na: jacofouriefonds@gmail.com

'Betaling kan gedoen word in volgende rekening:

Capitec Bank

Spaar Rekening

J Fourie

Rek Nr: 1254878759

Verwysing: Rooibok

LECHTER-CA (PTY) LTD
• Company/NPO registrations.
• SARS Tax fin/ Clearance Certificate
• Business Plan/Profile
• BEE Certificates
• Annual Returns
Call Lesego
083 317 7804

HUIS TE HUUR (Ooseinde):
3 x Slaapkamers, groot kombuis met baie ingeboude kaste, groot sitkamer, toilet en badkamer/stort apart, vloerteëls in al die vertrekke, groot skadunetparkeerarea, perseel omhein met 6-voet mure en lemmetjiesdraad, alarmstelsel in huis, swembad, elektriese voertuig toegangshek, sekuriteitsligte brand elke aand, DSTV skottel en SABC antennes klaar geïnstalleer, **geen troeteldiere.** Tuin en swembad word onderhou deur eienaar. Rustige huurders gesoek wat in 'n veilige omgewing wil bly. Amper dieselfde as om in 'n sekuriteitskompleks te bly. Beskikbaar vanaf 1ste Julie 2020. Sleuteldeposito R5 500.00 (geen afbetaling). Maandelikse huur R5 500. Krag, water en gas uitgesluit. Gasstof geïnstalleer vir kragbesparing. Skakel: Johan: 082 891 3912.

Contact us:

Tel: 014 592 8329 Fax: 014 592 1869

E-mail: mailbag@rustenburgherald.co.za

Address: 13 Coetzer Street, Rustenburg, 0299

Code of Conduct

This newspaper subscribes to the Code of Ethics and Conduct for South African Print and Online Media that prescribes news that is truthful, accurate, fair and balanced. If we don't live up to the Code, within 20 days of the date of publication of the material, please contact the Public Advocate at 011 484 3612, fax: 011 484 3619. You can also contact our Case Officer on khanyim@ombudsman.org.za or lodge a complaint on our website: www.presscouncil.org.za



Publisher

Published by North West Newspapers (Pty) Ltd; and printed by North West Web Printers (Pty) Ltd a division of CTP Limited, 13 Coetzer Street. All rights and reproduction of all reports, photographs, drawings and all materials published in this newspaper are hereby reserved in terms of Section 12 (7) of the Copyright Act No 96 of 1978 and any amendments thereof.



Note: Clients, readers, participants and advertising agencies guarantee that the reproduction of text and/or images provided to the media company for advertising purposes contravenes neither copyright legislation nor any other law.



NOTICE 25/2020

DRAFT IDP 2020/21 AND TABLED MTREF BUDGET 2020/21

The Municipal Council of the Rustenburg Local Municipality tabled 2020/21 MTREF (with the Tariffs and Budget Related Policies) as per Item 93 on the 18th June 2020 in accordance with requirements of Section 21 of the Municipal Finance Management Act, No 56 of 2003.

Notice is hereby given in terms of Section 21 of the Local Government: Municipal Systems Act, no 32 of 2000 (MSA) read with Sections 22 and 23 of the Local Government: Municipal Finance Management Act, 2003 (Act 56 of 2003) of the tabled 2020/21 MTREF as per above quoted item numbers.

Sections 21 and 21(a) of the Municipal Systems Act; requires that the Municipality should publicize the said documents inviting the local community to submit representations in connection with the IDP and avail the document for public comments whilst the MFMA states the same with the tabled budget.

The tabled 2020/21 MTREF (with the Tariffs and Budget Related Policies) will be open for comments and inputs for a period of 7 days effective from Thursday the 18th June 2020. The closing date for comments is set for 24th June 2020 at 10h00.

In terms of the provisions for public participation on the above Acts, the National Treasury, Provincial Treasury and the Local Community are hereby invited to peruse and submit written representations in connection with the tabled 2020/21 MTREF to the Municipal Manager through SMS, WhatsApp and or through email.

WhatsApp and SMS can be directed to the following numbers: for Budget 063 720 7687 whilst emails are to be directed to the following addresses: budget1@rustenburg.gov.za

The tabled 2020/21 MTREF (with the Tariffs and Budget Related Policies) will be available for perusal from Thursday 18th June 2020 at the following venues:

- Municipal Building: Missionary Mpheni House, Corner Nelson Mandela and Beyers Naude Drive;
- Municipal Offices and RCC's: Marikana, Hartebeesfontein/ Lethabong, Phatsima, Monnakato, Boitekong, Ikageng, Rankelenyane, Freedom Park, Phokeng Civic Centre;
- Tribal Offices: Rankelenyane, Bethanie;
- Rustenburg Main Library; Community Libraries: Phatsima, Boitekong, Monnakato, Mamerotse Info Hub, Lethabong, Rankelenyane, Barseba, Tlhabane, Marikana, Mathopestad, Charora Info Hub, Karlien Park and Zinniaville; or

This may also be viewed on the Municipal website (www.rustenburg.gov.za)

A summary of the Operating Budget, Capital Budget as well as the proposed tariffs for 2020/21 is provided below:

- Operating Revenue and Expenditure by Standard Classification: Table A4 (version 6.3 2020/21 MTREF)
- Budgeted Capital Expenditure by vote Standard Classification: Table A5 (version 6.3 2020/21 MTREF)
- Proposed Tariffs

For more information on the budget please contact Ms. Vivian Mdhuli, Mr. Mmileng Dikoko, Julia Kwathhai, Lloyd Mokalake, Zweli Nkosi, Dina Sekhu, Kgomotso Motsugi, Refilwe Kgwadi or Remofiloe Monageng on 014 590 3649 / 3372 /3325 /3468 /3626 /3754 and for IDP Ms. Gloria Moopelwa or Ms. Cindi Mosiane at 014 590 3251 / 3106 respectively.

Mr. S.V. Makona
Municipal Manager
18 June 2020



NW373 Rustenburg - Table A4 Consolidated Budgeted Financial Performance (revenue and expenditure)

Description	Ref	2016/17	2017/18	2018/19	Current Year 2019/20				2020/21 Medium Term Revenue & Expenditure Framework		
	1	Audited Outcome	Audited Outcome	Audited Outcome	Original Budget	Adjusted Budget	Full Year Forecast	Pre-audit outcome	Budget Year 2020/21	Budget Year +1 2021/22	Budget Year +2 2022/23
R thousand											
Revenue By Source											
Property rates	2	306 748	330 842	353 910	362 089	377 122	377 122	377 122	398 240	424 524	444 052
Service charges - electricity revenue	2	2 011 578	1 974 224	2 190 288	2 253 168	2 181 635	2 181 635	2 181 635	2 312 534	2 442 035	2 554 369
Service charges - water revenue	2	387 672	447 398	538 599	619 817	466 583	466 583	466 583	499 244	527 202	551 453
Service charges - sanitation revenue	2	118 120	117 047	132 850	334 764	353 436	353 436	353 436	378 176	399 354	417 724
Service charges - refuse revenue	2	114 483	124 261	129 422	166 232	142 888	142 888	146 716	150 032	158 434	165 722
Rental of facilities and equipment		9 321	12 474	20 137	11 604	10 036	10 036	10 036	10 498	10 981	11 486
Interest earned - external investments		23 828	22 181	25 696	20 774	30 921	30 921	30 921	27 312	35 632	40 016
Interest earned - outstanding debtors		211 829	–	282 389	261 054	415 054	415 054	415 054	395 409	406 534	422 490
Dividends received		–	3 322	24 471	–	–	–	–	–	–	–
Fines, penalties and forfeits		5 811	14 580	8 046	18 708	29	29	29	9 000	9 414	9 847
Licences and permits		10 584	10 398	16 772	10 213	289	289	289	11 913	12 461	13 034
Agency services		18 975	19 934	1 037	131 249	99 249	99 249	99 249	100 849	105 488	110 340
Transfers and subsidies		458 809	532 021	610 251	772 560	846 631	846 631	846 631	868 506	962 896	1 065 161
Other revenue	2	78 568	9 824	9 959	65 763	14 763	14 763	14 763	15 001	15 691	16 413
Gains		2 772	4 101	963	170 477	1 052	1 052	1 052	14 035	14 680	15 356
Total Revenue (excluding capital transfers and contributions)		3 759 097	3 622 607	4 344 789	5 198 472	4 939 687	4 939 687	4 943 515	5 190 749	5 525 327	5 837 463
Expenditure By Type											
Employee related costs	2	584 389	612 373	724 916	739 404	745 820	745 820	745 820	797 820	828 848	866 975
Remuneration of councillors		31 420	38 650	53 751	60 893	60 893	60 893	60 893	64 306	67 265	70 359
Debt impairment	3	472 929	550 717	953 771	635 638	723 638	723 638	723 638	672 887	671 769	620 004
Depreciation & asset impairment	2	362 143	423 582	454 064	448 974	409 043	409 043	409 043	507 217	530 549	554 955
Finance charges		92 709	77 039	73 902	50 877	33 251	33 251	33 251	43 444	45 443	47 533
Bulk purchases	2	2 025 956	1 781 264	2 428 611	2 274 386	2 120 386	2 120 386	2 120 386	2 226 419	2 328 834	2 435 961
Other materials	8	84 666	108 461	101 828	212 063	212 200	212 200	212 200	18 070	19 041	19 979
Contracted services		175 849	209 902	286 616	251 400	227 951	227 951	227 951	563 470	653 587	769 985
Transfers and subsidies		3 202	71 051	2 820	17 892	17 892	17 892	17 892	18 684	19 543	20 442
Other expenditure	4, 5	226 421	224 922	238 399	349 701	379 818	379 818	379 818	248 073	262 849	279 251
Losses		11 573									
Total Expenditure		4 071 257	4 097 962	5 318 677	5 041 228	4 930 892	4 930 892	4 930 892	5 160 390	5 427 729	5 685 444
Surplus/(Deficit)		(312 160)	(475 355)	(973 888)	157 245	8 794	8 794	12 623	30 359	97 598	152 020
Transfers and subsidies - capital (monetary allocations) (National / Provincial and District)		530 606	626 547	546 102	485 172	538 328	538 328	538 328	459 086	511 086	563 630
Transfers and subsidies - capital (monetary allocations) (National / Provincial Departmental Agencies, Households, Non-profit Institutions, Private Enterprises, Public Corporations, Higher Educational Institutions)	6	–	–	–	–	–	–	–	–	–	–
Transfers and subsidies - capital (in-kind - all)											
Surplus/(Deficit) after capital transfers & contributions		218 446	151 192	(427 786)	642 416	547 122	547 122	550 950	489 445	608 683	715 650
Taxation											
Surplus/(Deficit) after taxation		218 446	151 192	(427 786)	642 416	547 122	547 122	550 950	489 445	608 683	715 650
Attributable to minorities											
Surplus/(Deficit) attributable to municipality		218 446	151 192	(427 786)	642 416	547 122	547 122	550 950	489 445	608 683	715 650
Share of surplus/ (deficit) of associate	7										
Surplus/(Deficit) for the year		218 446	151 192	(427 786)	642 416	547 122	547 122	550 950	489 445	608 683	715 650

RUSTENBURG PROPOSED RATES TARIFFS FOR 2020/2021

TARIFF DESCRIPTION	Approved Tariff 2019/2020	2020/2021 increase	Proposed 2020/2021	Proposed 2021/2022	Proposed 2022/2023
	R/C	%	R/C	R/C	R/C
REBATE < 4500	-0.4000		-0.4000	-0.4000	-0.4000
REBATE EARNINGS BETWEEN 4500 AND 5500	-0.3000		-0.3000	-0.3000	-0.3000
REBATE EARNINGS BETWEEN 5500 AND 6500	-0.2000		-0.2000	-0.2000	-0.2000
GOVERNMENT REBATE 10%	-0.1000		-0.1000	-0.1000	-0.1000
PUBLIC SERVICE INFRASTRUCTURE - REBATE	-0.3000		-0.3000	-0.3000	-0.3000
PRIVATE OWNED TOWN REBATE	-0.2500		-0.2500	-0.2500	-0.2500
PRIVATE SCHOOLS / CRECHES REBATE	-0.2500		-0.2500	-0.2500	-0.2500
RESIDENTIAL REBATE	-100.0000		-100.0000	-100.0000	-100.0000
RESIDENTIAL	0.0072	6.94%	0.0077	0.0082	0.0088
BUSINESS / COMMERCIAL	0.0269	6.94%	0.0307	0.0328	0.0351
INDUSTRIAL	0.0274	6.94%	0.0293	0.0313	0.0335
GOVERNMENT	0.0256	6.94%	0.0274	0.0293	0.0313
EDUCATIONAL	0.0246	6.94%	0.0263	0.0281	0.0301
MINING	0.0289	6.94%	0.0309	0.0331	0.0353
AGRICULTURAL	0.0019	6.94%	0.0020	0.0022	0.0023
PRIVATE ROAD	0.0076	6.94%	0.0081	0.0087	0.0093
GUEST HOUSES	0.0269	6.94%	0.0288	0.0308	0.0329
PRIVATE OWNED TOWN	0.0072	6.94%	0.0077	0.0082	0.0088
VACANT LAND	0.0113	6.94%	0.0121	0.0129	0.0138
PRIVATE OPEN SPACES	0.0080	6.94%	0.0086	0.0091	0.0098
PUBLIC SERVICE INFRASTRUCTURE	0.0019	6.94%	0.0020	0.0022	0.0023
EXCLUSIVE USE AREA	0.0072	6.94%	0.0077	0.0082	0.0088
SECTIONAL TITLE - GARAGES	0.0072	6.94%	0.0077	0.0082	0.0088

WATER BASIC

CONSUMER	Ap- proved Tariffs 2019/ 2020 PER MONTH	Ap- proved Tariffs 2019/ 2020 AN- NUAL	2020/ 2021 In- crease %	Pro- posed Tariffs 2020/ 2021 PER MONTH	Pro- posed Tariffs 2020/ 2021 AN- NUAL	2021/ 2022 In- crease %	Pro- posed Tariffs 2021/ 2022 PER MONTH	Pro- posed Tariffs 2021/ 2022 AN- NUAL	2022/ 2023 In- crease %	Pro- posed Tariffs 2022/ 2023 PER MONTH	Pro- posed Tariffs 2022/ 2023 AN- NUAL	Billing Method
Residential	85.10	1 021.20	5.40	89.70	1 076.34	5.40	94.54	1 134.47	5.40	99.64	1 195.73	Per Unit
Residential Vacant	89.69	1 076.28	5.40	94.53	1 134.40	5.40	99.64	1 195.66	5.40	105.02	1 260.22	Per Unit
INDUSTRIAL	92.03	1 104.36	5.40	97.00	1 164.00	5.40	102.24	1 226.85	5.40	107.76	1 293.10	Per Unit
INDUSTRIAL - Vacant	93.06	1 131.57	5.40	98.09	1 177.02	5.40	103.38	1 240.58	5.40	108.96	1 307.57	Per Unit
Agricultural	87.53	1 064.27	5.40	92.26	1 107.08	5.40	97.24	1 166.86	5.40	102.49	1 229.87	Per Unit
BUSINESS	92.03	1 119.02	5.40	97.00	1 164.00	5.40	102.24	1 226.85	5.40	107.76	1 293.10	Per Unit
BUSINESS - Vacant	92.03	1 119.02	5.40	97.00	1 164.00	5.40	102.24	1 226.85	5.40	107.76	1 293.10	Per Unit
CHURCH	83.19	998.28	5.40	87.68	1 052.19	5.40	92.42	1 109.01	5.40	97.41	1 168.89	Per Unit
Educational	83.19	998.28	5.40	87.68	1 052.19	5.40	92.42	1 109.01	5.40	97.41	1 168.89	Per Unit
STATE OWNED	86.97	1 057.58	5.40	91.67	1 100.00	5.40	96.62	1 159.40	5.40	101.83	1 222.00	Per Unit
MUNICIPALITY	86.97	1 057.58	5.40	91.67	1 100.00	5.40	96.62	1 159.40	5.40	101.83	1 222.00	Per Unit

WATER TARIFFS

CONSUMER	Ap- proved Tariff 2019/ 2020	2020/ 2021 Increase	Proposed Tariff 2020/ 2021	2021/ 2022 Increase	Proposed Tariff 2020/ 2021	2022/ 2023 Increase	Proposed Tariff 2022/ 2023
DOMESTIC (Prepaid and Conventional meters) TOTAL							
Consumption 0KL to 12KL	13.3057	5.4%	14.0242	5.4%	14.7815	5.4%	15.5797
Consumption 13KL to 25KL	14.0729	5.4%	14.8328	5.4%	15.6338	5.4%	16.4780
Consumption 26KL to 40KL	16.8896	5.4%	17.8016	5.4%	18.7629	5.4%	19.7761
Consumption 41KL to 60KL	21.3353	5.4%	22.4874	5.4%	23.7017	5.4%	24.9816
Consumption above 60KL	24.2045	5.4%	25.5115	5.4%	26.8892	5.4%	28.3412
Domestic consumers with no meter Minimum charge per household per month	81.4630	5.4%	85.8620	5.4%	90.4986	5.4%	95.3855

SUNDRY WATER TARIFFS

Description	Approved Tariff 2019/2020				Increase 2020/2021	Proposed Tariff 2020/2021				Proposed Tariff 2021/2022				Proposed Tariff 2022/2023			
	Short	Long	Short (Prepaid)	Long (Prepaid)		Short	Long	Short (Prepaid)	Long (Prepaid)	Short	Long	Short (Prepaid)	Long (Prepaid)	Short	Long	Short (Prepaid)	Long (Prepaid)
SUMMARY OF WATER CONNECTION																	
15 mm Connection	4 793.97	50 762.59	7 765.19	53 696.05	5.40	5 052.84	53 503.77	8 184.51	56 595.63	5 325.69	56 392.97	8 626.47	59 651.80	5 613.28	59 438.19	9 092.30	62 873.00
20 mm Connection	4 793.97	37 096.93	8 092.53	53 740.81	5.40	5 052.84	39 100.16	8 529.52	56 642.82	5 325.69	41 211.57	8 990.12	59 701.53	5 613.28	43 436.99	9 475.58	62 925.41
25 mm Connection	5 568.95	51 838.33	8 133.09	53 824.74	5.40	5 869.67	54 637.60	8 572.28	56 731.28	6 186.63	57 588.03	9 035.18	59 794.77	6 520.71	60 697.79	9 523.08	63 023.69
	Short	Long	Short (AMR)	Long (AMR)	5.40	Short	Long	Short (AMR)	Long (AMR)	Short	Long	Short (AMR)	Long (AMR)	Short	Long	Short (AMR)	Long (AMR)
50 mm Connection	20 183.06	80 642.69	27 320.15	87 781.18	5.40	21 272.94	84 997.40	28 795.44	92 521.37	22 421.68	89 587.26	30 350.39	97 517.52	23 632.45	94 424.97	31 989.31	102 783.47
80 mm Connection	27 809.75	88 765.99	34 948.24	95 903.08	5.40	29 311.48	93 559.36	36 835.44	101 081.85	30 894.30	98 611.56	38 824.56	106 540.27	32 562.59	103 936.59	40 921.09	112 293.45
100 mm Connection	33 245.81	119 314.76	40 382.90	101 525.19	5.40	35 041.08	125 757.75	42 563.58	107 007.55	36 933.30	132 548.67	44 862.01	112 785.96	38 927.70	139 706.30	47 284.56	118 876.40
150 mm Connection	50 324.74	119 314.76	57 463.23	124 297.57		53 042.28	125 757.75	60 566.24	131 009.64	55 906.56	132 548.67	63 836.82	138 084.16	58 925.52	139 706.30	67 284.01	145 540.71
SUMMARY OF SEWER CONNECTION	Short	Long				Short	Long			Short	Long			Short	Long		
100 mm Sewer Connection	3 989.61	64 661.88	-	-	5.40	4 205.05	68 153.62	-	-	4 432.12	71 833.91	-	-	4 671.45	75 712.94	-	-
160 mm Sewer Connection	4 337.93	73 231.42			5.40	4 572.18	77 185.92			4 819.08	81 353.96			5 079.31	85 747.07		-
SUMMARY OF METER TEST	Cost					Cost				Cost				Cost			
15mm Meter Test	991.81				5.40	1 045.36				1 101.81				1 161.31			
20mm Meter Test	1 026.78				5.40	1 082.22				1 140.66				1 202.26			
25mm Meter Test	1 526.18				5.40	1 608.59				1 695.46				1 787.01			
50mm Meter Test	2 061.95				5.40	2 173.30				2 290.65				2 414.35			
50mm Meter Test (connection)	4 105.72				5.40	4 327.42				4 561.11				4 807.40			
80mm Meter Test	2 828.54				5.40	2 981.28				3 142.27				3 311.95			
80mm Meter Test (connection)	5 382.89				5.40	5 673.57				5 979.94				6 302.86			
100mm Meter Test	3 595.12				5.40	3 789.26				3 993.88				4 209.55			
100mm Meter Test (connection)	6 148.08				5.40	6 480.08				6 830.00				7 198.82			
150 mm Meter Test	5 254.20				5.40	5 537.92				5 836.97				6 152.17			
150mm Meter Test (connection)	6 148.08				5.40	6 480.08				6 830.00				7 198.82			
200mm Meter Test	5 254.20				5.40	5 537.92				5 836.97				6 152.17			
200mm Meter Test (connection)	6 148.08				5.40	6 480.08				6 830.00				7 198.82			
15mm water meter KSM	491.01				5.40	517.52				545.47				574.92			
15mm water metered box	696.64				5.40	734.26				773.91				815.70			
20mm water meter KSM	510.59				5.40	538.16				567.22				597.85			
20mm water metered box	917.67				5.40	967.22				1 019.45				1 074.50			
25mm water meter KSM	1 165.27				5.40	1 228.19				1 294.51				1 364.42			
25mm water metered box	1 452.04				5.40	1 530.45				1 613.09				1 700.20			
50mm water meter	3 231.42				5.40	3 405.91				3 589.83				3 783.68			
50mm combination meter	10 421.66				5.40	10 984.43				11 577.59				12 202.78			
80mm water meter	4 112.71				5.40	4 334.80				4 568.88				4 815.59			
80mm combination meter	11 372.90				5.40	11 987.04				12 634.34				13 316.59			
100mm water meter	4 518.39				5.40	4 762.38				5 019.55				5 290.60			
100mm combination meter	12 589.93				5.40	13 269.79				13 986.35				14 741.62			
150mm water meter	7 344.13				5.40	7 740.71				8 158.71				8 599.28			
150mm combination meter	24 900.08				5.40	26 244.69				27 661.90				29 155.64			
Prepaid / smart meter 15 - 25 mm	3 497.20				5.40	3 686.05				3 885.10				4 094.89			
OTHER SERVICES																	
Description																	
WSDP Copy	324.54				5.40	342.07				360.54				380.01			
Water services bylaw copy	81.14				5.40	85.52				90.13				95.00			
Delivery of water by tankers	766.59				5.40	807.98				849.19				892.50			
Septic and sewer tank disludging	0,32 per liter				5.40	0,34 per liter				0,36 per liter				0,36 per liter			
Treated Water per kl	12.33				5.40	12.99				13.69				14.43			
Portable toilets hire	373.50				5.40	393.67				414.93				437.33			
Water quality check per parameter	Based on current rates of appointed service provider					Based on current rates of appointed service provider				Based on current rates of appointed service provider				Based on current rates of appointed service provider			
Night soil disposal per 5kl or part	427.52					450.60				474.94				500.58			
Prepaid meter tag	153.73					162.03				170.78				180.00			
Relocation of services	Quote on request					Quote on request				Quote on request				Quote on request			
Damage recovery	As per extent based on losses					As per extent based on losses				As per extent based on losses				As per extent based on losses			
Adjustment of manhole	Quote on request					Quote on request				Quote on request				Quote on request			

SUNDRY CHARGES

TARIFF DESCRIPTION	Approved Tariffs 2019/ 20	Percentage increase 2020/ 2021	Proposed Tariff 2020/ 2021	Proposed Tariff 2021/ 2022	Proposed Tariff 2022/ 2023
		%	R	R	R
EASYPAYMENT FEE			6.04	6.28	6.52
DEPOSIT: HouseHolds			1 909.22	2 017.29	2 125.36
CLEARANCE CERTIFICATE	83.48	5.5	88.07	92.66	97.49
CLEARANCE APPLICATION FEE: MANUAL	174.54	5.5	184.14	193.73	203.83
CLEARANCE APPLICATION FEE: ELECTRONIC (clearance.com)	389.57	5.5	411.00	432.41	454.94
DISHONOURED PAYMENT FEE			181.68	190.76	200.30
ISSUING OF DUPLICATE MUNICIPAL ACCOUNT OVER 3 MONTHS (per acc)	3.48	5.46	3.67	3.86	4.06
VALUATION ROLL - Soft copy	1 121.46	5.21	1 179.89	1 241.36	1 306.04
VALUATION ROLL -Hard copy	1 121.46	5.21	1 179.89	1 241.36	1 306.04
VALUATION CERTIFICATE	87.10	5.21	91.64	96.41	101.44
DEED SEARCH	64.69	5.21	68.06	71.61	75.34
LOST COPY OF CERTIFICATE	70.56	5.21	74.24	78.10	82.17
FINAL DEMAND	28.42	5.21	29.90	31.46	33.10
WATER RECONNECT ION	568.46	5.21	598.08	629.24	662.02
ELECTRICITY RECONNECTION	397.93	5.21	418.66	440.47	463.42
REMOVAL OF INSTALLATION	2 437.63	5.21	2 564.63	2 698.25	2 838.83
CHEQUE RE-ISSUE	158.10	5.21	166.34	175.00	184.12
ADMIN FEE ON TRANSFERS	5.80	5.52	6.12	6.46	6.81
SEARCHING OF ANY DISCLOSURE RECORD	R16.82 P/H OR PART	5.23	R17.70 P/H OR PART	R18.58 P/H OR PART	R18.58 P/H OR PART

INDUSTRIAL EFFLUENT MONITORING

The following formula will apply for industrial effluent charges covering the conveyance, and treatment of industrial effluent.

Ti = C x $\frac{Qi}{Qt}$ x [0,3 + 0,35 Kc + 0,25 Kn + 0,1 Kp]

- Where:
- Ti = charge due in R/month
 - C = total cost of the sewerage undertaking of Rustenburg Local Municipality covering both treatment and conveyance and must include fixed, semi fixed and variable charges (R/month).
 - Qi = sewage flow from the industry in m3/month
 - Qt = sum of design capacities of all the waste water treatment works of the Rustenburg Local Municipality in m3/month

Kc = $\frac{CODi}{CODt}$

Where: CODi = industry sewage COD
CODt = target COD as published in **Schedule A** in the Bylaws in mg/l
The ratio(Kc) is the larger of 1 or the actual ratio

Kn = $\frac{TKNi}{TKNt}$

Where: TKNi = the industry TKN
TKNt = target TKN as published in **Schedule A** in the Bylaws in mg/l
The ratio(Kn) is the larger of 1 or the actual ratio

Kp= $\frac{Pi}{Pt}$

Where: Pi = Phosphate of industry in mg/l
Pt = target Phosphate as published in **Schedule A** in these Bylaws in mg/l
The ratio(Kp) is the larger of 1 or the actual ratio.

- (a) The factor of 0,3 represents the “fixed portion” of the costs. This is independent of the strength (or make-up of the sewage) and also deals with the conveyance costs.
- (b) The above formula is only applicable for the treatment of compliant effluent. If any constituent (heavy metals, any toxic substances etc.) exceeds the approved values, the municipality may introduce any of the following steps:
- i. Refuse to accept the effluent
 - ii. Impose a fine on the industry
 - iii. Insist on pre-treatment by the industry to render the effluent compliant prior to discharge to the municipal system.
- (c) Fines for contravening the allowable limits of constituents in industrial effluents.
- (d) The municipality sells treated sewage effluent to the mines as process water. There is stringent quality criteria associated with this and the mines may refuse to accept sub-standard effluent. In this case the municipality must provide them with potable water at no incremental cost. The one major concern is fats and oils in the effluent as that impact negatively on the mines processes.
- (e) The municipality will thus, in particular, enforce the fat and oil standards rigorously.
- (f) The fines will be implemented as follows:
- i. First written warning. No fine
 - ii. Second contravention R10 000.00 fine regardless of quantity or quality
 - iii. Subsequent contraventions:
 - Spot fines of the larger of R 10 000 or a flow related minimum fine of R5 per m³ or as per written approval
 - Refuse to accept the effluent

SANITATION SERVICES

CONSUMER	Ap- proved Tariff 2019/ 2020	2020/ 2021 Increase %	Pro- posed Tariff 2020/ 2021	2021/ 2022 Increase %	Pro- posed Tariff 2021/ 2022	2022/ 2023 Increase %	Pro- posed Tariff 2022/ 2023	Billing Method
Residential 1 TOTAL								
Up to and including 300m²	155.8318	5.40	164.2467	5.40	173.1160	5.40	182.4643	
301m² to 1000m²	165.1857	5.40	174.1057	5.40	183.5074	5.40	193.4168	
1001m² to 2000m²	178.4073	5.40	188.0412	5.40	198.1955	5.40	208.8980	
2001m² and Above	196.2322	5.40	206.8287	5.40	217.9975	5.40	229.7694	
Residential 2-4 TOTAL								
Up to and including 300m²	157.2506	5.40	165.7422	5.40	174.6922	5.40	184.1256	Sewer points
301m² to 1000m²	166.6781	5.40	175.6787	5.40	185.1654	5.40	195.1643	
1001m² to 2000m²	180.0153	5.40	189.7361	5.40	199.9819	5.40	210.7809	
2001m² and Above	196.2322	5.40	206.8287	5.40	217.9975	5.40	229.7694	
Business/Commercial TOTAL								Sewer points
Up to and including 300m²	169.905	5.40	179.080	5.40	188.750	5.40	198.942	
301m² to 1000m²	188.644	5.40	198.831	5.40	209.568	5.40	220.884	
1001m² to 2000m²	213.216	5.40	224.730	5.40	236.865	5.40	249.656	
2001m² and Above	245.282	5.40	258.528	5.40	272.488	5.40	287.202	
Industrial TOTAL								Sewer points
Up to and including 300m²	176.400	5.40	185.925	5.40	195.965	5.40	206.548	
301m² to 1000m²	195.822	5.40	206.397	5.40	217.542	5.40	229.289	
1001m² to 2000m²	221.330	5.40	233.282	5.40	245.879	5.40	259.157	
2001m² and Above	254.615	5.40	268.364	5.40	282.856	5.40	298.130	
Government TOTAL								Sewer points
Up to and including 300m²	176.400	5.40	185.925	5.40	195.965	5.40	206.548	
301m² to 1000m²	195.822	5.40	206.397	5.40	217.542	5.40	229.289	
1001m² to 2000m²	221.330	5.40	233.282	5.40	245.879	5.40	259.157	
2001m² and Above	254.615	5.40	268.364	5.40	282.856	5.40	298.130	
Church TOTAL								Sewer points
Up to and including 300m²	169.863	5.40	179.035	5.40	188.703	5.40	198.893	
301m² to 1000m²	187.719	5.40	197.856	5.40	208.540	5.40	219.801	
1001m² to 2000m²	211.272	5.40	222.681	5.40	234.705	5.40	247.380	
2001m² and Above	245.282	5.40	258.528	5.40	272.488	5.40	287.202	
Educational TOTAL								Sewer points
Up to and including 300m²	169.863	5.40	179.035	5.40	188.703	5.40	198.893	
301m² to 1000m²	187.719	5.40	197.856	5.40	208.540	5.40	219.801	
1001m² to 2000m²	211.272	5.40	222.681	5.40	234.705	5.40	247.380	
2001m² and Above	245.282	5.40	258.528	5.40	272.488	5.40	287.202	
Agri Residential TOTAL								Sewer points
Up to and including 300m²	155.842	5.40	164.258	5.40	173.128	5.40	182.477	
301m² to 1000m²	165.186	5.40	174.106	5.40	183.507	5.40	193.417	
1001m² to 2000m²	178.397	5.40	188.030	5.40	198.184	5.40	208.886	
2001m² and Above	196.243	5.40	206.840	5.40	218.009	5.40	229.782	
Agri Business TOTAL								Sewer points
Up to and including 300m²	169.926	5.40	179.102	5.40	188.773	5.40	198.967	
301m2 to 1000m²	188.644	5.40	198.831	5.40	209.568	5.40	220.884	
1001m2 to 2000m²	213.216	5.40	224.730	5.40	236.865	5.40	249.656	
2001m² and Above	245.282	5.40	258.528	5.40	272.488	5.40	287.202	
Municipal TOTAL								
Up to and including 300m²	169.926	5.40	179.102	5.40	188.773	5.40	198.967	
301m² to 1000m²	188.644	5.40	198.831	5.40	209.568	5.40	220.884	
1001m² to 2000m²	213.216	5.40	224.730	5.40	236.865	5.40	249.656	
2001m² and Above	245.282	5.40	258.528	5.40	272.488	5.40	287.202	
Special TOTAL								
Up to and including 300m²	169.926	5.40	179.102	5.40	188.773	5.40	198.967	
301m² to 1000m²	190.378	5.40	200.659	5.40	211.494	5.40	222.915	
1001m² to 2000m²	221.624	5.40	233.592	5.40	246.206	5.40	259.501	
2001m² and Above	251.914	5.40	265.518	5.40	279.856	5.40	294.968	
Vacant property TOTAL								
Up to and including 300m²	158.838	5.40	167.415	5.40	176.455	5.40	185.984	
301m² to 1000m²	174.718	5.40	184.153	5.40	194.097	5.40	204.579	
1001m² to 2000m²	195.686	5.40	206.253	5.40	217.390	5.40	229.129	
2001m² and Above	223.085	5.40	235.132	5.40	247.829	5.40	261.212	

WASTEMANAGEMENT

Description	Unit	Approved Tarriffs 2019/ 2020	Proposed Tariff 2020/ 2021	Proposed Tariff 2021/ 2022	Proposed Tarriff 2022/ 2023	Billing method	% Increase 2020/ 2021
1. DOMESTIC						Per unit	
Collection of 4 refuse bags/or 1 240L bin 1x per week -res 1	R/month	145.10	152.94	161.19	169.90		5.4
ADDITIONAL REFUSE BAGS REMOVAL (PER BAG)	R/month	36.28	38.24	40.30	42.48		5.4
Collection of 4 refuse bags/or 1 240L bin 1x per week res 2-4	R/month	145.10	152.94	161.19	169.90		5.4
BASIC CHARGE WITHOUT COLLECTION (Includes street cleaning)	R/month	72.55	76.47	80.60	84.95		5.4
2. INDUSTRIAL						Per Unit	
INDUSTRIAL WASTE REMOVAL PER TON	R/month	555.62	585.62	617.25	650.58		5.4
							5.4
3. COMMERCIAL						Per Business	
BASIC CHARGE (WITHOUT COLLECTION)	R/month	555.62	585.62	617.25	650.58		5.4
BAG COLLECTION 2 X PER WEEK (including street cleaning costs) 4 bags	R/month	555.62	585.62	617.25	650.58		5.4
CONTAINERS COLLECTION FROM BUSINESS	R/month		0.00	0.00	0.00		5.4
240L BULK CONTAINER 1 X WEEK	R/month	555.62	585.62	617.25	650.58		5.4
240L BULK CONTAINER (ADDITIONAL)	R/month	473.04	498.58	525.51	553.89		5.4
770L BULK CONTAINER 1 X WEEK	R/month	1651.86	1741.06	1835.08	1934.17		5.4
770L BULK CONTAINER (ADDITIONAL)	R/month	1396.56	1471.97	1551.46	1635.24		5.4
1100L BULK CONTAINER 1 X WEEK	R/month	2372.66	2500.78	2635.83	2778.16		5.4
1100L BULK CONTAINER (ADDITIONAL)	R/month	2012.26	2120.92	2235.45	2356.17		5.4
1.5 m³ BULK CONTAINER 1 X WEEK	R/month	2703.03	2848.99	3002.84	3164.99		5.4
1.5 m³ BULK CONTAINER 1 X WEEK (ADDITIONAL)	R/month	2312.59	2437.47	2569.09	2707.82		5.4
4.0 m³ BULK CONTAINER 1 X WEEK	R/month	6156.91	6489.38	6839.81	7209.16		5.4
4.0 m³ BULK CONTAINER 1 X WEEK (ADDITIONAL)	R/month	5195.83	5476.40	5772.13	6083.83		5.4
6.0 m³ BULK CONTAINER 1 X WEEK	R/month	9123.10	9615.75	10135.00	10682.29		5.4
6.0 m³ BULK CONTAINER 1 X WEEK (ADDITIONAL)	R/month	7733.68	8151.30	8591.47	9055.41		5.4
							5.4
4. INSTITUTIONAL						Per Unit	
MUNICIPAL	R/month	152.41	160.64	169.31	178.46		5.4
GOVERNMENT	R/month	152.41	160.64	169.31	178.46		5.4
CHURCH	R/month	152.41	160.64	169.31	178.46		5.4
EDUCATIONAL	R/month	152.41	160.64	169.31	178.46		5.4
5. RENTAL SERVICES						Per Unit	
240L BIN RENTAL (Including disposal costs)	R/month	274.43	289.25	304.87	321.33		5.4
770L CONTAINER RENTAL (Including disposal costs)	R/month	550.29	580.01	611.33	644.34		5.4
1100L CONTAINER RENTAL (Including disposal costs)	R/month	628.90	662.86	698.66	736.38		5.4
4 m³ SKIP CONTAINER RENTAL (First Removal)	R/month	1515.09	1596.90	1683.14	1774.03		5.4
4 m³ SKIP CONTAINER RENTAL (Additional Removal)	R/month	1286.40	1355.87	1429.08	1506.25		5.4
6 m³ SKIP CONTAINER RENTAL (First Removal)	R/month	2186.88	2304.97	2429.44	2560.63		5.4
6 m³ SKIP CONTAINER RENTAL (Additional Removal)	R/month	1858.13	1958.47	2064.23	2175.69		5.4
9 m³ SKIP CONTAINER RENTAL (First Removal)	R/month	3215.99	3389.65	3572.69	3765.62		5.4
9 m³ SKIP CONTAINER RENTAL (Additional Removal)	R/month	2733.59	2881.20	3036.79	3200.78		5.4
36 m³ RORO CONTAINER RENTAL (First Removal)	R/month	7718.39	8135.18	8574.48	9037.51		5.4
36 m³ RORO CONTAINER RENTAL (Additional Removal)	R/month	6560.63	6914.90	7288.31	7681.88		5.4
6. OTHER SERVICES							
ANNUAL REGISTRATION AND LICENSING OF COMMERCIAL/ PRIVATE WASTE COLLECTORS FROM THE JURISDICTION OF RLM (ONCE OFF PAYMENT THAT MUST BE PAID ONCE IN A FINANCIAL YEAR) Above 4 ton vehicle	R/month	2000.00	2108.00	2221.83	2341.81	NEW	5.4

WASTEMANAGEMENT

Description	Unit	Approved Tarriffs 2019/ 2020	Proposed Tariff 2020/ 2021	Proposed Tariff 2021/ 2022	Proposed Tarriff 2022/ 2023	Billing method	% Increase 2020/ 2021
ANNUAL REGISTRATION AND LICENSING OF COMMERCIAL/ PRIVATE WASTE COLLECTORS FROM THE JURISDICTION OF RLM (ONCE OFF PAYMENT THAT MUST BE PAID ONCE IN A FINANCIAL YEAR) Less than 4 ton vehicle	R/month	500.00	527.00	555.46	585.45	NEW	5.4
ANNUAL REGISTRATION AND LICENSING OF COMMERCIAL/ PRIVATE WASTE COLLECTORS FROM OUTSIDE THE JURISDICTION OF RLM (ONCE OFF PAYMENT THAT MUST BE PAID ONCE IN A FINANCIAL YEAR) More than 4 ton vehicle	R/month	3000.00	3162.00	3332.75	3512.72	NEW	5.4
ANNUAL REGISTRATION AND LICENSING OF COMMERCIAL/ PRIVATE WASTE COLLECTORS FROM OUTSIDE THE JURISDICTION OF RLM (ONCE OFF PAYMENT THAT MUST BE PAID ONCE IN A FINANCIAL YEAR) Less than 4 ton vehicle	R/month	1500.00	1581.00	1666.37	1756.36	NEW	5.4
RENTAL OF WASTE MANAGEMENT HALL	R/month	1203.36	1268.34	1336.83	1409.02		5.4
RENTAL OF PA (SOUND) SYSTEM	R/month	983.88	1037.01	1093.01	1152.03		5.4
WASTE REMOVAL INFORMAL SETTLEMENT PER SHACK	R/month	22.72	23.95	25.24	26.60		5.4
ILLEGAL DUMPING REMOVAL ON EMPTY STANDS 1- 1000 SQUARE METERS	R/month	12230.39	12890.83	13586.94	14320.63		5.4
ILLEGAL DUMPING REMOVAL ON EMPTY STANDS 1001 SQUARE METERS AND ABOVE	R/month	15136.64	15954.02	16815.54	17723.57		5.4
SPECIAL WASTE REMOVAL	R/month	1265.19	1333.51	1405.52	1481.42		5.4
CARCASS REMOVAL	R/month	349.61	368.49	388.39	409.36		5.4
CONDEMNED FOODSTUFF	R/month	1193.56	1258.01	1325.94	1397.55		5.4
STREET SWEEPER OR COLLECTION WORKER	R/month	164.37	173.25	182.60	192.46		5.4
DRIVER	R/month	242.99	256.11	269.94	284.52		5.4
240 LITER BIN ONCE OFF PURCHASE	R/month	771.97	813.66	857.59	903.90		5.4
770 LITER BIN ONCE OFF PURCHASE	R/month	7265.58	7657.92	8071.45	8507.31		5.4
1100 LITER BIN ONCE OFF PURCHASE	R/month	7568.31	7977.00	8407.76	8861.78		5.4
7. DISPOSAL CHARGES AT THE DROP-OFF CENTRES AND TRANSFER STATIONS							
GARDEN WASTE							
8. DISPOSAL CHARGES AT THE WATERVAL LANDFILL							
Non Municipal Resident	R/month	450.23	474.54	500.17	527.18		5.4
General waste (household waste and similar commercial, industrial and institutional wastes)	R/month	107.20	112.99	119.09	125.52		5.4
Construction and demolition waste (uncontaminated soil and rubble up to a length of 80 cm from edge to edge)	R/month	7.15	7.54	7.94	8.37		5.4
Rubble (stone, concrete or asphalt) with a length of larger than 80 cm from edge to edge	R/month	14.30	15.07	15.89	16.74		5.4
Mixed construction and demolition waste (including glass, packagings, gypsum, wood, plastics, metals, etc.)	R/month	1200.00	1264.80	1333.10	1405.09		5.4
Special waste (Includes solid, liquid, sludge waste or waste requiring special handling, e.g. condemned foodstuff, animal carcasses, de-listed sanitary waste, rags and grit from sewerage works, incinerator ash, sludge etc.	R/month	285.87	301.31	317.58	334.73		5.4
All special wastes will require prior approval and							
Laboratory testing)							
Mixed industrial and commercial waste	R/month	214.40	225.98	238.18	251.04		5.4
Waste tyres up to a diameter of 0.8 m (normal passenger vehicle tyre) - without wheel rim	R/month	200.00	210.80	222.18	234.18		5.4
Waste tyres up to a diameter of 0.8 m (normal passenger vehicle tyre) - with wheel rim	R/month	300.00	316.20	333.27	351.27		5.4
Waste tyres with a diameter of larger than 0.8 m - without wheel rim	R/month	500.00	527.00	555.46	585.45		5.4
Waste tyres with a diameter of larger than 0.8 m - with wheel rim	R/month	800.00	843.20	888.73	936.72		5.4
Tyres cut or shredded	R/month	2000.00	2108.00	2221.83	2341.81		5.4
Bulky waste (Furniture, sofas, beds, mattresses, shelves, carpets, bicycles, and other bulky household items)	R/month	71.47	75.33	79.40	83.68		5.4

TOWN PLANNING

APPLICATION	Approved Tariff 2018/2019	Current Tariff 2019/2020	Proposed Tariff 2020/2021	Proposed Tariff 2021/2022	Proposed Tariff 2022/2023
	R / C	R / C	R / C	R / C	R/C
WRITTEN CONSENT APPLICATION IN TERMS OF THE LAND USE MANAGEMENT SCHEME READ WITH THE RELEVANT SECTION OF SPATIAL PLANNING AND LAND USE MANAGEMENT BY-LAW.					
Second dwelling	R611.21	R645.43	R680.29	R717.02	R755.74
Building Line Relaxation	R611.21	R645.43	R680.29	R717.02	R755.74
Height Relaxation	R611.21	R645.43	R680.29	R717.02	R755.74
Coverage Relaxation	R611.21	R645.43	R680.29	R717.02	R755.74
Servitude Upliftment	R611.21	R645.43	R680.29	R717.02	R755.74
Relaxation of the line(s) of no access	R611.21	R645.43	R680.29	R717.02	R755.74
Provision of parking on adjacent property	R611.21	R645.43	R680.29	R717.02	R755.74
Relaxation of parking	R611.21	R645.43	R680.29	R717.02	R755.74
Site Development Plan	R882.60	R932.03	R982.36	R1 035.41	R1 091.32
Amendment of Site Development Plan	R882.60	R932.03	R982.36	R1 035.41	R1 091.32
Erection of screen wall(s) exceeding 20 meters in height	R611.21	R645.43	R680.29	R717.02	R755.74
Written consent objection	R493.45	R521.08	R549.22	R578.88	R610.14
Renewal of Special Consent Application	R 611.21	-	R 680.29	R717.02	R755.74
SPECIAL CONSENT APPLICATION IN TERMS OF THE LAND USE MANAGEMENT SCHEME READ WITH THE RELEVANT SECTION OF SPATIAL PLANNING AND LAND USE MANAGEMENT BY-LAW.					
Special Consent	R1 087.84	R1 148.75	R1 210.79	R1 276.17	R1 345.08
Special Consent Objection/submission	R493.45	R521.08	R549.22	R578.88	R610.14
Closure of public space / park closure	R1 087.84	R1 148.75	R1 210.79	R1 276.17	R1 345.08
TEMPORARY CONSENT APPLICATION IN TERMS OF THE LAND USE MANAGEMENT SCHEME READ WITH THE RELEVANT SECTION OF SPATIAL PLANNING AND LAND USE MANAGEMENT BY-LAW.					
The erection and use of temporary build-ings, or the use of existing buildings for site offices, storage rooms, workshops or such other uses as may be necessary during the erection of any permanent	R611.21	R645.43	R680.29	R717.02	R755.74
The occasional use of land or buildings for public religious exercise, place of instruc-tion, institution, place of amusement or social hall, informal retail trade	R611.21	R645.43	R680.29	R717.02	R755.74
The use of land or building thereon for State or Municipal purposes	R611.21	R645.43	R680.29	R717.02	R755.74
Prospecting rights	R611.21	R645.43	R1 210.79	R1 276.17	R1 345.08
AMENDMENT SCHEME APPLICATION IN TERMS OF THE LAND USE MANAGEMENT SCHEME READ WITH THE RELEVANT SECTION OF SPATIAL PLANNING AND LAND USE MANAGEMENT BY-LAW.					
Amendment Scheme Applications	R3 392.48	R3 582.46	R3 775.91	R3 979.81	R4 194.72
Proclamation	R1 233.63	R1 302.71	R1 373.06	R1 447.20	R1 525.35
Floor Area Ratio Increase	R3 392.48	R3 582.46	R3 775.91	R3 979.81	R4 194.72
Amendment Scheme Objection	R1 233.63	R1 302.71	R1 373.06	R1 447.20	R1 525.35
Notice of appeal	R3 183.00	R3 361.25	R3 542.76	R3 734.06	R3 935.70
Notice to oppose appeal	R1 061.00	R1 120.42	R1 180.92	R1 244.69	R1 311.90
Intervener Status (i)Section 45 (2)/ (3) and/ or (4) of the Spatial Planning and Land Use Management Act 2013		R1 000.00	R1 054.00	R1 110.92	R1 170.91
REMOVAL OF RESTRICTIONS APPLICATION IN TERMS OF THE LAND USE MANAGEMENT SCHEME READ WITH THE RELEVANT SECTION OF SPATIAL PLANNING AND LAND USE MANAGEMENT BY-LAW.					
Removal of restrictive conditions	R280.37	R296.07	R680.29	R1 047.65	R1 104.22
TOWNSHIP ESTABLISHMENT APPLICATION IN TERMS OF THE LAND USE MANAGEMENT SCHEME READ WITH THE RELEVANT SECTION OF SPATIAL PLANNING AND LAND USE MANAGEMENT BY-LAW.					
Township Establishment (1-100 erven)	R7 463.45	R7 881.40	R8 307.00	R8 755.58	R9 228.38
Township with more than 100 stands	R2 467.26	R2 605.42	R2 746.12	R2 894.41	R3 050.70
Proclamation notice	R1 500/page	R1 500/page	R1 500/page	R1 582.50 /page	R1667.955 /page
Extension of boundaries	R7 463.45	R7 881.40	R8 307.00	R8 755.58	R9 228.38
Township Establishment Objection	R2 467.26	R2 605.42	R2 746.12	R2 894.41	R3 050.70

TOWN PLANNING

DIVISION OF A TOWNSHIP APPLICATION IN TERMS OF THE LAND USE MANAGEMENT SCHEME READ WITH THE RELEVANT SECTION OF SPATIAL PLANNING AND LAND USE MANAGEMENT BY-LAW.					
Division of a Township	R 1 850.44	R 1 954.07	R 2 059.59	R2 170.80	R2 288.03
DIVISION OF LAND APPLICATION IN TERMS OF THE LAND USE MANAGEMENT SCHEME READ WITH THE RELEVANT SECTION OF SPATIAL PLANNING AND LAND USE MANAGEMENT BY-LAW.					
Division of Agriculture Land	R 550-00	R 580-80	R612.16	R645.22	R680.06
AMENDMENT OF AN APPROVED TOWNSHIP: APPLICATION IN TERMS OF THE LAND USE MANAGEMENT SCHEME READ WITH THE RELEVANT SECTION OF SPATIAL PLANNING AND LAND USE MANAGEMENT BY-LAW.					
Amendment of the layout plan	R 1 850.44	R 1 954.07	R 2 059.59	R2 170.80	R2 288.03
CONSOLIDATION/SUBDIVISION : APPLICATION IN TERMS OF THE LAND USE MANAGEMENT SCHEME READ WITH THE RELEVANT SECTION OF SPATIAL PLANNING AND LAND USE MANAGEMENT BY-LAW.					
Subdivision	R 616.81	R 651.36	R 686.53	R723.60	R762.68
Subdivision with more than 5(five) stands/stand	R 72.90	R 76.98	R 81.14	R85.52	R90.13
Subdivision of Agricultural Land (Section 6) of the Town Planning and Townships Ordinance 20 of 1986.	R 616.81	R 651.36	R 686.53	R723.60	R762.68
Consolidation	R 475.51	R 502.14	R 529.25	R557.83	R587.95
APPLICATION	Approved Tariff 2018/2019	Current Tariff 2019/2020	Proposed Tariff 2020/2021	Proposed Tariff 2021/2022	Proposed Tariff 2022/2023
	R / C	R / C	R / C	R / C	R/C
OTHER APPLICATIONS					
Zoning Information	R 40.37	R 42.63	R 44.94	R47.36	R49.92
Trade License	R 271.40	R 286.60	R 302.07	R318.38	R335.58
Original Plans and Duresters					
AO	R 67.29	R 71.06	R 74.89	R78.94	R83.20
A1	R 56.07	R 59.21	R 62.41	R65.78	R69.33
A2	R 44.86	R 47.37	R 49.93	R52.63	R55.47
A3	R 19.07	R 20.13	R 21.22	R22.37	R23.57
A4	R 11.21	R 11.84	R 12.48	R13.16	R13.87
Original Plans (paper)					
AO	R 37.01	R 39.08	R 41.19	R43.42	R45.76
A1	R 30.28	R 31.98	R 33.70	R35.52	R37.44
A2	R 24.67	R 26.05	R 27.46	R28.94	R30.51
A3	R 12.34	R 13.03	R 13.73	R14.47	R15.25
A4	R 3.25	R 3.43	R 3.62	R3.82	R4.02
HOUSING					
	Current Tariff 2019/2020	Proposed Tariff 2020/2021	Proposed Tariff 2021/2022	Proposed Tariff 2022/2023	
CRU'S BOITEKONG EXT 12 (NO INCREASE)					
1 BEDROOM	R 300.00	R 300.00	R 300.00	R 300.00	
2 BEDROOM	R 500.00	R 500.00	R 500.00	R 500.00	
3 BEDROOM	R 700.00	R 700.00	R 700.00	R 700.00	
AMBERBOOM (LOW COST HOUSES)					
1 BEDROOM	20%	20%	20%	20%	
2 BEDROOM	25%	25%	25%	25%	
3 BEDROOM	30%	30%	30%	30%	
PERSONNEL HOUSES (MARKET RELATED)					
FLATS	R 3 500.00	R 3 500.00	R 3 500.00	R 3 500.00	
HOUSES	R 3 500.00	R 3 500.00	R 3 500.00	R 3 500.00	
KERK OLD AGE FLATS					
1 BEDROOM(SINGLE)	8%	8%	8%	8%	
2 BEDROOM(DOUBLE)	10%	10%	10%	10%	
GEELHOUT PARK OLD AGE FLATS					
2 BEDROOM(DOUBLE)	10%	10%	10%	10%	

RENTAL OF OLYMPIA STADIUM

Name of Facility	RENTAL	REFUNDABLE DEPOSIT	TOTAL	RENTAL	REFUNDABLE DEPOSIT	TOTAL	RENTAL	REFUNDABLE DEPOSIT	TOTAL	RENTAL	REFUNDABLE DEPOSIT	TOTAL	% increase
	Current 19/20	Current 19/20	19/20	Proposed 20/21	Proposed 20/21	20/21	Proposed 21/22	Proposed 21/22	21/22	Proposed 22/23	Proposed 22/23	22/23	2020/21
Olympia Park Stadium (Private Use)	9 418	2 354	11 772	9 900	2 500	12 400	10 395	2 625	13 020	10 915	2 756	13 671	5%
Olympia Park Stadium (Government)	7 062	2 354	9 416	7 400	2 500	9 900	7 770	2 625	10 395	8 159	2 756	10 915	5%
Olympia Park Stadium (Professional Events)	21 400	3 531	24 931	22 500	3 700	26 200	23 625	3 885	27 510	24 806	4 079	28 886	5%
Olympia Park Stadium (Schools/Education Centres)	NEW	NEW	NEW	4 700	2 500	7 200	4 935	2 625	7 560	5 182	2 756	7 938	NEW
Olympia Park Stadium Preparation Fee per day	1 605	-	1 605	1 700	-	1 700	1 785	-	1 785	1 874	-	1 874	6%
Kitchen	1 177	589	1 766	1 240	620	1 860	1 302	651	1 953	1 367	684	2 051	5%
Flood Lights Olympia Park Stadium per hour	942	-	942	990	-	990	1 040	-	1 040	1 091	-	1 091	5%
Single Barricade	300	300	600	150	1 000	1 150	158	1 050	1 208	165	1 103	1 268	-50%
Double Barricade	500	300	800	250	2 000	2 250	263	2 100	2 363	276	2 205	2 481	-50%
Artificial grass per m²	150	2 000	2 150	160	2 000	2 160	168	2 100	2 268	176	2 205	2 381	7%
Super Suite Hall	4 152	1 177	5 329	4 380	1 240	5 620	4 599	1 302	5 901	4 829	1 367	6 196	5%
Super Suite Preparation Fee per day	856	-	856	902	-	902	947	-	947	994	-	994	5%
North West Hall	1 177	589	1 766	1 240	620	1 860	1 302	651	1 953	1 367	684	2 051	5%
North West Hall Preparation Fee per day	535	-	535	560	-	560	588	-	588	617	-	617	5%
Small Halls 2 to 5	1 070	589	1 659	1 130	620	1 750	1 187	651	1 838	1 246	684	1 929	6%
Tennis Clubhouse	1 070	589	1 659	1 130	620	1 750	1 187	651	1 838	1 246	684	1 929	6%
Outside Sports Grounds Professional Events	NEW	NEW	NEW	5 000	2 000	7 000	5 250	2 100	7 350	5 513	2 205	7 718	NEW
Outside Sports Grounds Private Events	NEW	NEW	NEW	2 000	1 500	3 500	2 100	1 575	3 675	2 205	1 654	3 859	NEW
Outside Sports Grounds Sports Events	NEW	NEW	NEW	500	1 000	1 500	525	1 050	1 575	551	1 103	1 654	NEW

RENTAL OF SWIMMING POOLS

Swimming Pools	Description	Current Tariff	Proposed Tariff	Proposed Tariff	Proposed Tariff
		2019/20	2020/21	2021/22	2022/23
Marais Street	Adult (18 years and older)	R31.80	R20.00	R20.00	R23.00
Marais Street	Child (between 3 and 17 years)	R15.90	R5.00 (during weekends, School holidays and Public holidays)	R6.00 (during weekends, School holidays and Public holidays)	R7.00 (during weekends, School holidays and Public holidays)
Marais Street	Child (between 3 and 17 years)	15.90	R10.00 (during the week Monday to Friday)	R11.00 (during the week Monday to Friday)	R12.00 (during the week Monday to Friday)
Marais Street	Pensioner (63 years and over / Pensioner with pension cards)	R15.00	R15.00	R15.00	R15.00
Marais Street	School Group Booking (0 to 600 kids) no group bookings on weekends, school holidays and public holidays	NEW	R5.00 per ticket one entry	R6.00 per ticket one entry	R7.00 per ticket one entry
Marais Street	Private Event (terms and conditions apply)	R2 000.00	R2 000.00	R2 100.00	R2 200.00
Marais Street	Gala (Provincial/National)	R4 000 (RLM collect gate takings) or R10 000 (Swimming Club collect gate takings)	R3 000 (RLM collect gate takings) or R10 000 (Swimming Club collect gate takings) Access to the Clubhouse included (terms and conditions apply)	R3 050 (RLM collect gate takings) or R10 100 (Swimming Club collect gate takings) Access to the Clubhouse included (terms and conditions apply)	R3 100 (RLM collect gate takings) or R10 200 (Swimming Club collect gate takings) Access to the Clubhouse included (terms and conditions apply)
Marais Street	Gala (School Inter-house/Inter-high))	New	R1 000 (Spectators pay normal entry fee at municipal cashier. Access to the Clubhouse included (terms and conditions apply)	R1 050 (Spectators pay normal entry fee at municipal cashier. Access to the Clubhouse included (terms and conditions apply)	R1 100 (Spectators pay normal entry fee at municipal cashier. Access to the Clubhouse included (terms and conditions apply)
Marais Street	Coaching or Teaching Swimming Lessons per month	New	R800.00	R850.00	R900.00
Middle Street	Adult (18 years and older)	R31.80	R20.00	R20.00	R23.00
Middle Street	Child (between 3 and 17 years)	R15.90	R5.00 (during weekends, School holidays and Public holidays)	R6.00 (during weekends, School holidays and Public holidays)	R7.00 (during weekends, School holidays and Public holidays)
Middle Street	Child (between 3 and 17 years)	R15.90	R10.00 (during the week Monday to Friday)	R11.00 (during the week Monday to Friday)	R12.00 (during the week Monday to Friday)
Middle Street	Pensioner (63 years and over / Pensioner with pension cards)	R15.00	R15.00	R15.00	R15.00
Middle Street	School Group Booking (0 to 600 kids) no group bookings on weekends, school holidays and public holidays	New	R5.00 per ticket	R6.00 per ticket one entry	R7.00 per ticket one entry
Middle Street	Coaching or Teaching Swimming Lessons per month	New	R800.00	R850.00	R900.00
Middle Street	Private Event (terms and conditions apply)	R2 000.00	R2 000.00	R2 100.00	R2 200.00
Zinniaville	Adult (18 years and older)	R31.80	R20.00	R20.00	R23.00
Zinniaville	Child (between 3 and 17 years)	R15.90	R5.00 (during weekends, School holidays and Public holidays)	R6.00 (during weekends, School holidays and Public holidays)	R7.00 (during weekends, School holidays and Public holidays)
Zinniaville	Child (between 3 and 17 years)	R15.90	R10.00 (during the week Monday to Friday)	R11.00 (during the week Monday to Friday)	R12.00 (during the week Monday to Friday)
Zinniaville	Pensioner (63 years and over / Pensioner with pension cards)	R15.00	R15.00	R15.00	R15.00
Zinniaville	School Group Booking (0 to 600 kids) no group bookings on weekends, school holidays and public holidays	New	R5.00 per ticket	R6.00 per ticket one entry	R7.00 per ticket one entry
Zinniaville	Coaching or Teaching Swimming Lessons per month	New	R800.00	R850.00	R900.00
Zinniaville	Private Event (terms and conditions apply)	R2 000.00	R2 000.00	R2 100.00	R2 200.00
Karlienspark	Adult (18 years and older)	R31.80	R20.00	R20.00	R23.00
Karlienspark	Child (between 3 and 17 years)	R15.90	R5.00 (during weekends, School holidays and Public holidays)	R6.00 (during weekends, School holidays and Public holidays)	R7.00 (during weekends, School holidays and Public holidays)
Karlienspark	Child (between 3 and 17 years)	R15.90	R10.00 (during the week Monday to Friday)	R11.00 (during the week Monday to Friday)	R12.00 (during the week Monday to Friday)
Karlienspark	Pensioner (63 years and over / Pensioner with pension cards)	R15.00	R15.00	R15.00	R15.00
Karlienspark	School Group Booking (0 to 600 kids) no group bookings on weekends, school holidays and public holidays	New	R5.00 per ticket	R6.00 per ticket one entry	R7.00 per ticket one entry
Karlienspark	Coaching or Teaching Swimming Lessons per month	New	R800.00	R850.00	R900.00
Karlienspark	Private Event (terms and conditions apply)	R2 000.00	R2 000.00	R2 100.00	R2 200.00
Monakato	Adult (18 years and older)	R31.80	R20.00	R20.00	R23.00
Monakato	Child (between 3 and 17 years)	R15.90	R5.00 (during weekends, School holidays and Public holidays)	R6.00 (during weekends, School holidays and Public holidays)	R7.00 (during weekends, School holidays and Public holidays)
Monakato	Child (between 3 and 17 years)	R15.90	R10.00 (during the week Monday to Friday)	R11.00 (during the week Monday to Friday)	R12.00 (during the week Monday to Friday)
Monakato	Pensioner (63 years and over / Pensioner with pension cards)	R15.00	R15.00	R15.00	R15.00
Monakato	School Group Booking (0 to 600 kids) no group bookings on weekends, school holidays and public holidays	New	R5.00 per ticket	R6.00 per ticket one entry	R7.00 per ticket one entry
Monakato	Coaching or Teaching Swimming Lessons per month	New	R800.00	R850.00	R900.00
Monakato	Private Event (terms and conditions apply)	R2 000.00	R2 000.00	R2 100.00	R2 200.00

RENTAL OF CIVIC CENTRE AND COMMUNITY HALLS

CIVIC CENTRE	RENTAL	REFUNDABLE DEPOSIT	TOTAL	RENTAL	REFUNDABLE DEPOSIT	TOTAL	RENTAL	REFUNDABLE DEPOSIT	TOTAL	RENTAL	REFUNDABLE DEPOSIT	TOTAL	% increase
	Current	Current	Total	Proposed	Proposed	Total	Proposed	Proposed	Total	Proposed	Proposed	Total	
	19/20	19/20	19/20	20/21	20/21	20/21	21/22	21/22	21/22	22/23	22/23	22/23	20/21
Atrium	4 600	1 600	6 200	4 848	1 686	6 534	5 090	1 770	6 861	5 345	1 859	7 204	5%
Auditorium	8 770	1600	10 300	9 244	1 686	10 930	9 706	1 770	11 477	10 192	1 859	12 050	5%
Banquet hall	6 955	1600	8 555	7 330	1 686	9 016	7 697	1 770	9 467	8 081	1 859	9 940	5%
Banquet hall half	3 530	1600	5 130	3 720	1 686	5 406	3 906	1 770	5 676	4 101	1 859	5 960	5%
Caucus rooms	1 280		1 280	1 350	n/a	1 350	1 418	n/a	1 418	1 488	n/a	1 488	5%
City hall	8 025	1600	9.625	8 460	1 686	10 146	8 883	1 770	10 653	9 327	1 859	11 186	5%
City hall half	4 170	1600	5 770	4 395	1 686	6 081	4 615	1 770	6 385	4 845	1 859	6 704	5%
Terrace/Pergola	1 820	640	2 460	1 920	675	2 595	2 016	708.75	2 725	2 117	744.188	2 861	5%
Main bar	2 030	640	2 670	2 140	675	2 815	2 247	708.75	2 956	2 359	744.188	3 104	5%
Preparation fee/ Rehearsal fee	1 500	n/a	1 500	1 580	n/a	1 580	1 659	n/a	1 659	1 742	n/a	1 742	5%
Hiring fee per chair	11,80	n/a	11,80	12	n/a	12	12.6	n/a	12.6	13.23	n/a	13.23	5%
Hiring fee per square table	26,80	n/a	26,80	28	n/a	28	29.4	n/a	29.4	30.87	n/a	30.87	5%
Hiring fee per round table	37	n/a	37	39	n/a	39	40.95	n/a	40.95	42.998	n/a	42.998	5%
Foyer	1 760	n/a	1 760	1 855	n/a	1 855	1 948	n/a	1 948	2 045	n/a	2 045	5%
Government rates													
COMMUNITY HALLS	RENTAL	REFUNDABLE DEPOSIT	TOTAL	RENTAL	REFUNDABLE DEPOSIT	TOTAL	RENTAL	REFUNDABLE DEPOSIT	TOTAL	RENTAL	REFUNDABLE DEPOSIT	TOTAL	% increase
	Current 19/20	Current	Total	Proposed	Proposed	Total	Proposed	Proposed	Total	Proposed	Proposed	Total	
	19/20	19/20	19/20	20/21	20/21	20/21	21/22	21/22	21/22	22/23	22/23	22/23	20/21
B Tause Austrian Hall	1 605	900	2 505	1 690	950	2 640	1 775	998	2 772	1 863	1 047	2 911	5%
Ben Marais Hall	4 280	1 800	6 080	4 510	1 897	6 407	4 736	1 992	6 727	4 972	2 091	7 064	5%
Boitekong Hall	1 605	900	2 505	1 690	950	2 640	1 775	998	2 772	1 863	1 047	2 911	5%
Meriting Hall	1 605	900	2 505	1 690	950	2 640	1 775	998	2 772	1 863	1 047	2 911	5%
Monakato Hall	1 605	900	2 505	1 690	950	2 640	1 775	998	2 772	1 863	1 047	2 911	5%
Old Town Hall	3 320	1 800	5 120	3 500	1 897	5 397	3 675	1 992	5 667	3 859	2 091	5 950	5%
Phatsima Hall	1 605	900	2 505	1 690	950	2 640	1 775	998	2 772	1 863	1 047	2 911	5%
Tlhabane Hall	1 605	900	2 505	1 690	950	2 640	1 775	998	2 772	1 863	1 047	2 911	5%
WA van Zyl	1 605	900	2 505	1 690	950	2 640	1 775	998	2 772	1 863	1 047	2 911	5%
Ziinniville Hall	1 605	900	2 505	1 690	950	2 640	1 775	998	2 772	1 863	1 047	2 911	5%
Paardekraal Hall	1 605	900	2 505	1 690	950	2 640	1 775	998	2 772	1 863	1 047	2 911	5%
Sunrisepark Hall	1 605	900	2 505	1 690	950	2 640	1 775	998	2 772	1 863	1 047	2 911	5%
	1 605	900	2 505	1 690	950	2 640	1 775	998	2 772	1 863	1 047	2 911	5%

CEMETERIES & PARKS

Description	Donkerhoek		Zinniville		Karlienpark		Marikana		Phatsima		Lethabong		Monakato		Rietvlei		Tlhabane		Sunrise	
	Current	Pro-posed	Current	Pro-posed	Current	Pro-posed	Current	Pro-posed	Current	Pro-posed	Current	Pro-posed	Current	Pro-posed	Current	Pro-posed	Current	Pro-posed	Current	Pro-posed
Adult Resident	R750	790	R560	590	R560	590	R560	590	R560	590	R560	590	R560	590	R830	875	-	-	-	-
															(garden section)		-	-	-	-
Adult Non-resident	R1 070	1130	R1 060	1120	R1 060	1120	R1 060	1120	R1 060	1120	R1 060	1120	R1 060	1120	R2 054	2165	-	-	-	-
															(garden section)		-	-	-	-
Child Resident (under 14)	R535	565	R425	450	R225	240	R225	240	R225	240	R225	240	R225	240	R600	635	-	-	-	-
															(garden section)		-	-	-	-
Child Non-resident (under 14)	R1 070	1130	R680	720	R680	720	R680	720	R680	720	R680	720	R680	720	R1 228	1294	-	-	-	-
															(garden section)		-	-	-	-
Monumental: Adult resident	R1 070	1130	--	-	--	-	--	-	--	-	--	-	--	-	R 1098 (Monu-mental section)	1157	-	-	-	-
Monumental: Adult Non-resident	R2 035	2144	--	--	--	-	--	-	--	--	--	-	--	-	R 2177 (Monu-mental section)	2294	-	-	-	-
Monumental: Child Resident	R925	975	--	--	--	--	--	---	--	--	--	---	--	--	R960	1011	-	-	-	-
															(Monu-mental)		-	-	-	-
Monumental	1745	1840	---	---	---	---	---	---	----	----	-----	----	---	---	2044	2154	-	-	-	-
Child Non-resident															Monu-mental		-	-	-	-
REMEMBRANCE HALL	Donkerhoek		Zinniville		Karlienpark		Marikana		Phatsima		Lethabong		Monakato		Rietvlei		Tlhabane		Sunrise	
	Current	proposed	Current	Pro-posed	Current	proposed	Current	proposed	Current	proposed	Current	proposed	Current	Pro-posed	Current	Pro-posed	Current	Pro-posed	Current	Pro-posed
Urn Resident	R1 142	1204	--	---	--		--		--		--		--		R1 142	1204	-	---		
Urn Non-resident	R1 222	1288	--	---	--		--		--		--		--		R930	972	-	---		
Exhumation – All	R440	464	R440	464	R440	464	R440	464	R440	464	R440	464	R440	464	R440	464	R440	464	R440	464
Approval of Plans: Res-idents	R255	269	R160	169	R160	169	R160	169	R160	169	R160	169	R160	169	R160	169	R160	169	R160	169
Approval of Plans: Non Residents	R510	538	R215	227	R215	227	R215	227	R215	227	R215	227	R215	227	R215	227	R215	227	R215	227
After Hours Burial: Resident	R485	511	--	100	--	100	--	100	--	100	--	100	--	100	R480	506	-	100	---	---
After Hours Burial: Non Resident	R510	538	--	150	--	150	--	150	--	150	--	150	--	150	R1 610	1697	-	150	--	150
Re-opening	R635	669	--	---	--	---	--	---	--	---	--	---	--	---	R617	650	-	--	---	----
Oversize coffins	R55	58	--	----	--	----	--	----	--	----	--	----	--	----	R55	58	-	--	---	---
Additional depth (8 feet)	----	100	----	100	----	100	----	100	---	100	--	100	---	100	----	100	---	100	---	----
RESERVATIONS	Donker-hoek		Zinnia-ville		Karli-en-park		Marika-na		Phatsi-ma		Letha-bong		Monaka-to		Rietvlei		Tiha-bane			
	Current	proposed	Current	Pro-posed	Current	proposed	Current	proposed	Current	proposed	Current	proposed	Current	Pro-posed	Current	Pro-posed	Current	Pro-posed	Current	Pro-posed
Garden Section	No reser-vations		No reser-vations		No reser-vations		No reser-vations		No reser-vations		No reser-vations		No reser-vations		No reser-vations	-----	No	----	---	No reser-vations
Monumental Section	No reser-vations		No reser-vations		No reser-vations		No reser-vations		No reser-vations		No reser-vations		No reser-vations		No reser-vations	-----	Reser-vations	-----	-----	No reser-vations

50 BUCK DEALS

BACK BY POPULAR DEMAND

VALID UNTIL 28 JUNE 2020!

BIG DEALS AS SEEN ON TV!



R50 PER KG

Pork Rib & Loin Chops



R50 PER 500 G

28-day Matured Karan Beef Rump & Sirloin Steak



R50

COMBO
ONE Potato Pocket 7 kg & ONE Onion Bag 3 kg



R50

FRUIT SALAD COMBO
ONE Banana Thriftpack, ONE Pineapple, ONE Paw Paw, ONE Orange Thriftpack 1 kg & ONE Apple Thriftpack 1 kg

50 BUCK

THE BEST IN FRESH

FOR ONLY 50BUCKS

FRESH DEALS

R50

COMBO

ONE Gem Squash Bag 3 kg
ONE Sweet Potato Carry Bag 3 kg
ONE Butternut Carry Bag 3 kg



R50

COMBO

ONE Butternut Pocket
ONE Tomato Box 3 kg



R50

FRUIT COMBO

ONE Guava Punnet
ONE Sharon Fruit Punnet
ONE Granadilla Punnet



ANY 5 FOR R50

IMMUNE BOOSTERS

Orange Thriftpack 1 kg
Naartjie Thriftpack 1 kg
Lemon Thriftpack 1 kg
Grapefruit Thriftpack 1 kg



R50

SALAD COMBO

ONE Lettuce Prepack
ONE English Cucumber
ONE Spanish Santé Cocktail Tomato Punnet
ONE Green Pepper Prepack 2's



R50

POTJIE COMBO

ONE Carrot Thriftpack 1 kg
ONE Baby Potato Thriftpack 1 kg
ONE Sweetcorn Punnet
ONE Pickling Onion Thriftpack
ONE White Button Mushroom Punnet 250 g



OUR R50 DEAL

R50 EACH



Naartjie Box 7 kg

OUR 5 FOR R50 DEAL

5 FOR R50



Apple Thriftpacks Assorted 1 kg

OUR 2 FOR R50 DEALS

2 FOR R50



Crown Pumpkin & Hubbard Squash

OUR 2 FOR R50 DEAL

ANY 2 FOR R50



Spanspek & Winter Melons

OUR 6 FOR R50 DEAL

6 FOR R50



Avocados

THE BEST IN FRESH GUARANTEED!

THE BEST VALUE

If you find better value on fresh from another retailer, bring in your proof and we'll match it, **PLUS** give you the difference.

ACTUAL PRODUCTS ON OFFER MAY DIFFER FROM VISUALS SHOWN, AS THESE ARE SERVING SUGGESTIONS ONLY! • HAMILTONS ADVERTISING NO HAWKERS • NO TRADERS • WE RESERVE THE RIGHT TO LIMIT QUANTITIES • E&OE • WHILE STOCKS LAST

THE BEST RANGE

If it's available in S.A. and it's not on our shelves, we'll find it and deliver it to you free of charge.*

*Department must exist in store.

50
BUCK

50 WAYS

TO STRETCH
YOUR RANDS

CHEESE



2 FOR R50

Lancewood Cottage Cheese Assorted 250 g



2 FOR R50

Food Lover's Real Cheese Slices Assorted 150 g

OUR 4 FOR R50 DEALS



4 FOR R50

Danone Yogi Sip Assorted 500 g



4 FOR R50

Food Lover's Crushed Garlic, Garlic & Chilli or Garlic & Ginger 250 g

OUR 2 FOR R50 DEALS



2 FOR R50

Simpl Juice Assorted 1.5 L



2 FOR R50

Blossom Lite Tub 1 kg

OUR 5 FOR R50 DEALS



5 FOR R50

Clover Dairy Snack Pack 6 x 70 g



2 FOR R50

Bartlet Free Range Large Eggs 15's

SEAFOOD



2 FOR R50

Food Lover's Signature Whole Mussels 454 g



R50 EACH

Pescanova Breaded Formed Squid Rings 400 g



R50 EACH

Natural Squid Medallions 400 g



2 FOR R50

Battered Formed Mini Squid Rings 250 g



R50 EACH

Pescanova Crumbed Formed Squid Strips 400 g

BAKERY



ALL FOR R50

Milk Tart & Malva Pudding



ALL FOR R50

THREE PIEMAN'SO Pies & THREE Ma Baker Sausage Rolls

THE BEST
IN FRESH
GUARANTEED!

THE BEST VALUE

If you find better value on fresh from another retailer, bring in your proof and we'll match it, **PLUS** give you the difference.

ACTUAL PRODUCTS ON OFFER MAY DIFFER FROM VISUALS SHOWN, AS THESE ARE SERVING SUGGESTIONS ONLY! • HAMILTONS ADVERTISING NO HAWKERS • NO TRADERS • WE RESERVE THE RIGHT TO LIMIT QUANTITIES • E&OE • WHILE STOCKS LAST

THE BEST RANGE

If it's available in S.A. and it's not on our shelves, we'll find it and deliver it to you free of charge.*

*Department must exist in store.

VALID
UNTIL 28
JUNE 2020!

50 BUCK DEALS

BACK BY POPULAR DEMAND

BUTCHERY



10 FOR R50

Chicken Drumsticks 100 g



6 FOR R50

Chicken Thigh Sosaties



R50 PER PACK

Ground Beef 1 kg



R50 PER PACK

Oukraal Wors 8 x 100 g



3 FOR R50

Bacon Bits 200 g



R50 PER PACK

SA PORK

Stewing Pork 1.5 kg



R50 EACH

Chicken Flatties Assorted



R50 PER PACK

Chicky Frank 1 kg



R50 PER PACK

Econo Cheese Grillers 1 kg

Lenasia butchery & store are strictly Halaal & NIHT-certified. No pork products sold in-store. Potchefstroom butchery is Halaal & does not stock all the meat products as advertised.

FOOD LOVER'S MARKET

AVAILABLE AT SELECTED FOOD LOVER'S MARKET STORES IN THE INLAND REGION: GAUTENG, LIMPOPO, NORTH WEST, MPUMALANGA, AND FREE STATE.

Visit www.foodloversmarket.co.za to see all our super specials

ACTUAL PRODUCTS ON OFFER MAY DIFFER FROM VISUALS SHOWN, AS THESE ARE SERVING SUGGESTIONS ONLY! • HAMILTONS ADVERTISING • NO HAWKERS • NO TRADERS • WE RESERVE THE RIGHT TO LIMIT QUANTITIES • E&OE • WHILE STOCKS LAST

THE BEST
IN FRESH
GUARANTEED!



HIRING OF SHOWGROUNDS HALLS

TARIFF DESCRI- TION	Frequency	Approved Tariffs 2019/20	Draft Tariffs 2020/21	Draft Tariffs 2021/22	Draft Tariffs 2022/23	2020/2021 INCREASE	2020/21 INCREASE
		R/C	R/C	R/C	R/C	R/C	(%)
HALLS							
Administrative Fee	Once Off	R130	R137	R144	R152	R7	5.4% p.a
Ans van Zyl Hall	Per Day	R3 251	R3 426	R3 611	R3 806	R176	5.4% p.a
Ans van Zyl Hall	Per Week	R22 754	R23 983	R25 278	R26 643	R1 229	5.4% p.a
Ans van Zyl Hall	Per Month	R65 012	R68 523	R72 223	R76 123	R3 511	5.4% p.a
Ans van Zyl Hall	Per Rtb Show	R9 102	R9 593	R10 111	R10 657	R491	5.4% p.a
Administrative Fee	Once Off	R130	R137	R144	R152	R7	5.4% p.a
Johann Voster	Per Day	R3 251	R3 426	R3 611	R3 806	R176	5.4% p.a
Johann Voster	Per Week	R16 253	R17 131	R18 056	R19 031	R878	5.4% p.a
Johann Voster	Per Month	R6 138	R50 961	R53 713	R56 613	R44 823	5.4% p.a
Johann Voster	Per Rtb Show	R6 497	R6 848	R7 218	R7 608	R351	5.4% p.a
Administrative Fee	Once Off	R130	R137	R144	R152	R7	5.4% p.a
Opperman	Per Day	R3 295	R3 473	R3 660	R3 858	R178	5.4% p.a
Opperman	Per Week	R16 253	R17 131	R18 056	R19 031	R878	5.4% p.a
Opperman	Per Month	R6 138	R50 961	R53 713	R56 613	R44 823	5.4% p.a
Opperman	Per Rtb Show	R4 551	R4 797	R5 056	R5 329	R246	5.4% p.a
Administrative Fee	Once Off	R130	R137	R144	R152	R7	5.4% p.a
Nolte- Bigger Hall	Per Day	R648	R683	R720	R759	R35	5.4% p.a
Nolte- Bigger Hall	Per Week	R19 504	R20 557	R21 667	R22 837	R1 053	5.4% p.a
Nolte- Bigger Hall	Per Month	R52 010	R54 818	R57 778	R60 898	R2 809	5.4% p.a
Nolte- Bigger Hall	Per Rtb Show	R7 151	R7 537	R7 945	R8 374	R386	5.4% p.a
Administrative Fee	Once Off	R130	R137	R144	R152	R7	5.4% p.a
Nolte Small Hall	Per Day	R2 409	R2 539	R2 677	R2 821	R130	5.4% p.a
Nolte Small Hall	Per Week	R15 603	R16 445	R17 333	R18 269	R843	5.4% p.a
Nolte Small Hall	Per Month	R3 251	R50 223	R52 935	R55 794	R46 972	5.4% p.a
Nolte Small Hall	Per Rtb Show	R3 251	R3 426	R3 611	R3 806	R176	5.4% p.a
Administrative Fee	Once Off	R130	R137	R144	R152	R7	5.4% p.a
KJH Behrens	Per Day	R3 087	R3 254	R3 429	R3 615	R167	5.4% p.a
KJH Behrens	Per Week	R22 754	R23 983	R25 278	R26 643	R1 229	5.4% p.a
KJH Behrens	Per Month	R65 012	R68 523	R72 223	R76 123	R3 511	5.4% p.a
KJH Behrens	Per Rtb Show	R9 102	R9 593	R10 111	R10 657	R491	5.4% p.a
Administrative Fee	Once Off	R130	R137	R144	R152	R7	5.4% p.a
Flip Joubert	Per Day	R3 251	R3 426	R3 611	R3 806	R176	5.4% p.a
Flip Joubert	Per Week	R22 754	R23 983	R25 278	R26 643	R1 229	5.4% p.a
Flip Joubert	Per Month	R65 012	R68 523	R72 223	R76 123	R3 511	5.4% p.a
Flip Joubert	Per Rtb Show	R9 102	R9 593	R10 111	R10 657	R491	5.4% p.a

TARIFF DESCRI- TION	Frequency	Approved Tariffs 2019/20	Draft Tariffs 2020/21	Draft Tariffs 2021/22	Draft Tariffs 2022/23	2020/2021 INCREASE	2020/21 INCREASE
		R/C	R/C	R/C	R/C	R/C	(%)
HALLS							
Administrative Fee	Once Off	R130	R137	R144	R152	R7	5.4% p.a
Kobie van Zyl	Per Day	R32 506	R34 261	R36 111	R38 061	R1 755	5.4% p.a
Kobie van Zyl	Per Week	R22 754	R23 983	R25 278	R26 643	R1 229	5.4% p.a
Kobie van Zyl	Per Month	R65 012	R68 523	R72 223	R76 123	R3 511	5.4% p.a
Kobie van Zyl	Per Rtb Show	R9 101	R9 593	R10 111	R10 657	R491	5.4% p.a

RENTAL FOR RUSTENBURG SHOWS							
Application Fee	Once Off	-	R3 000	R3 162	R3 333	NEW	5.4% p.a
Part or Whole of Showgrounds	Per Day	-	R8 712	R9 182	R9 678	NEW	5.4% p.a
	Per Week	-	R60 981	R64 274	R67 745	NEW	5.4% p.a
	Per Month	-	R243 924	R257 096	R270 979	NEW	5.4% p.a

RENTAL FOR OVAL RACING / RELATED							
Application Fee	Once Off	-	R3 000	R3 162	R3 333	NEW	5.4% p.a
Part or whole of Facility	Per Day	-	R4 356	R4 591	R4 839	NEW	5.4% p.a
	Per Week		R30 492	R32 139	R33 874	NEW	5.4% p.a
	Per Month		R121 968	R128 554	R135 496	NEW	5.4% p.a

RENTAL FOR AGRICULTURE SHOWS / RELATED							
Application Fee	Once Off	-	R2 000	R2 108	R2 222	NEW	5.4% p.a
Proposed Farmer Production Support Unit / Agri-Park	Per Day	-	R1 800	R1 897	R2 000	NEW	5.4% p.a
	Per Week	-	R12 600	R13 280	R13 998	NEW	5.4% p.a
	Per Month	-	R50 400	R53 122	R55 990	NEW	5.4% p.a

BUILDING CONTROL

TARIFF DESCRIPTION	Current Tariff 2019/20	Proposed Tariff 2020/2021	Proposed Tariff 2021/2022	Proposed Tariff 2022/2023
	R / C	R/C	R/C	R/C
DETERMINATION OF CHARGES PAYABLE TO THE LOCAL AUTHORITY WITH REGARDS TO THE EXAMINATION OF APPROVAL OF BUILDING PLANS AND RELATED MATTERS				
DWELLING HOUSES				
For new residential buildings,additions,new proposals,/re designs,amended plans(only residential buildings)	R 4.30 per m² (mini-mun R450.00 levy)	R 4.55 per m² (mini-mun R455.00 levy)	R 4.80 per m² (mini-mun R480.00 levy)	R 5.00 per m² (mini-mun R480.00 levy)
For alterations, amended plans (without additional area)	R 4.30 per m² (mini-mun R450.00 levy)	R 4.55 per m² (mini-mun R455.00 levy)	R 4.80 per m² (mini-mun R480.00 levy)	R 5.00 per m² (mini-mun R480.00 levy)
OTHER BUILDINGS				
For new other buildings,additions,new proposals,/re designs,amended plans(other buildings)	R 6.10 per m² (mini-mun R760.00 levy)	R 6.45 per m² (mini-mun R800.00 levy)	R 6.80 per m² (mini-mun R800.00 levy)	R 7.00 per m² (mini-mun R800.00 levy)
For alterations, amended plans (without additional area)	R 6.10 per m² (mini-mun R760.00 levy)	R 6.45 per m² (mini-mun R800.00 levy)	R 6.80 per m² (mini-mun R800.00 levy)	R 7.00 per m² (mini-mun R800.00 levy)
For renewal of a plan after approval has lapsed	R450.00 per ap-plication	R480.00 per ap-plication	R500.00 per ap-plication	R530.00 per ap-plication
For tenant/ shop layouts	R760.00 per ap-plication	R800.00 per ap-plication	R845.00 per ap-plication	R900.00 per ap-plication
Minor building work	R450.00 per ap-plication	R480.00per ap-plication	R500.00per ap-plication	R530.00per ap-plication
Re-roofing (amended plan)	R450.00 per ap-plication	R480.00 per ap-plication	R500.00 per ap-plication	R530.00 per ap-plication
Gas/fuel pumps installations	R760.00 per ap-plication	R800.00 per ap-plication	R845.00 per ap-plication	R900.00 per ap-plication
Low cost housing -by goverment/ council	No fee (submit proof)	No fee (submit proof)	No fee (submit proof)	No fee (submit proof)
Projects by state department on property owned by state	R1.80 per m² mini-mum or motivation for exemption DG of State Department	R2.00 per m² mini-mum or motivation for exemption DG of State Department	R2.10 per m² mini-mum or motivation for exemption DG of State Department	R2.20 per m² mini-mum or motivation for exemption DG of State Department
For section7(6) aplication	R3.60 per m² mini-mum R760.00 levy	R4.00 per m² mini-mum R800.00 levy	R4.20 per m² mini-mum R800.00 levy	R4.40 per m² mini-mum R800.00 levy
	R450.00 per ap-plication	R480.00 per ap-plication	R500.00 per ap-plication	R530.00 per ap-plication
Antennae/masts	R450.00 per ap-plication	R480.00 per ap-plication	R500.00 per ap-plication	R530.00 per ap-plication
For examination of preliminary sketch plans	R3.60 per m² mini-mum R450.00 levy	R4.00 per m² mini-mum R480.00 levy	R4.20 per m² mini-mum R480.00 levy	R4.40 per m² mini-mum R480.00 levy
Inspection fee from 2nd re-inspection	R450.00 per ap-plication	R480.00 per ap-plication	R500.00 per ap-plication	R530.00 per ap-plication

ELECTRICAL ENGINEERING CONTRIBUTIONS RATES

Item	Description		Rate Excl VAT 2019/2020	Percentage Increase 2020/2021 NERSA CPI GUIDELINE	Rate Excl VAT 2020/2021	Unit
1.	AFTER DIVERSITY MAXIMUM DEMAND (ADMD) VALUES					
	ADMD's applicable for the calculation of engineering contribution rates will be as follows:					
	Description	ADMD				
	Residential	As per NRS 069 and NRS 034 for the applicable consumption class				
	Hotel, Guest House or equivalent	80 VA/m2				
	Business, Office or equivalent	80 VA/m2				
	Light Industrial, Garage or equivalent	40 VA/m2				
	Educational or equivalent	20 VA/m2				
	Devotional, agricultural, nursery, scrap yard or equivalent	20 VA/m2				
2.	MAXIMUM DEMAND (IN KVA) CALCULATION					
2.1	General note:					
2.1.1	The higher of the value calculated at secondary transformation level by: 1) The Developer's appointed Professional Electrical Engineer, or 2) The value as determined by the applicable formula below according to the development's zoning					
2.1.2	The RLM may advise the customer where it is deemed necessary for the customer to increase its notified maximum demand.					
2.1.3	Maximum demand may only be lowered by lowering town planning rights					
2.1.4	Where town planning rights cannot be lowered and a developer insists on a maximum demand lower than figures calculated according to 2.1.1 then the developer shall register a servitude of constraint in the title deed of the property concerned.					
2.1.5	A maximum demand shall be calculated for each legal property, or notorially tied property. In the case of new township or a mixed-use development a consolidated maximum demand may be calculated in terms of item 2.07 for the entire development.					
2.2	Residential development					
2.2.1	As determined according to Formula in par 4.2.2 of NRS 034-1:2001, as amended from time from time to time.					
2.2.2	Parameters a, b and c are determined as per table 3a of NRS 034-1:2001 as amended from time to time, for standard ADMD values.					
2.2.3	Parameters for a and b for a given circuit breaker size c shall be otherwise determined in terms of the formulae set out in NRS 034-1:2001, as amended from time to time.					
2.3	Commercial, Governmental and other non-domestic loads, excluding industrial loads:					
	Maximum demand (in kVA) = ADMD (in kVA/m2 from Table 1) x FAR x Stand area (in m2)					
	Where FAR is the Floor to Area Ratio, i.e. the area of total building floor area divided by total stand area. The total building floor area shall be deemed to include all lettable areas, including common building areas.					
2.4	Light Industrial:					
	Maximum demand (in kVA) = ADMD (in kVA/m2 from Table 1) x FAR x Stand area (in m2)					
2.5	Heavy Industrial:					
	As determined by the developer's consulting engineer (Professional Electrical Engineer)					
2.6	Special loads:					
	Special loads are deemed to be loads associated with special zoning such as storage garages, cemeteries, churches.					
	The higher of the value calculated at secondary transformation level by: 1. 13.8 kVA (equivalent to 60 A single phase) 2. the developer's appointed Professional Electrical Engineer					
2.7	Mixed-use loads:					
	Any combination of the above, with diversity factors applied or composite load curves summated to determine the annual coincident maximum demand of the saturated development (i.e. for the full development when all properties have been developed). Diversification factors shall be applied at secondary transformation level.					
2.8	Phased developments					
	For phased developments, any combination of the above, subject thereto that Council has approved such phased development and the payment of contributions in respect of each phase.					
3.	ENGINEERING CONTRIBUTIONS					
	Engineering contributions shall be calculated by multiplying the determined demand in kVA by the rate per kVA stated for the appropriate point of connection below:					
3.1	For High voltage connections 88 kV					
3.1.1	For a connection directly to the 88 kV busbars of a primary intake-substation: In addition, the developer pays for the dedicated infrastructure, being a full 88 kV feeder bay inclusive of busbar isolator, circuit breaker, CTs and VTs, line isolator, metering requirements, jumpers, clamps, protection relays and the 88 kV line.	164.00	4.60	171.54	per kVA	
3.2	For medium voltage connections (11 & 33 kV) from the urban network					
3.2.1	For a connection directly to the 33 kV busbars of a substation: In addition, the developer pays for the dedicated infrastructure, being a 33 kV feeder bay inclusive of circuit breaker, CTs and VTs, metering requirements, protection relays and 33 kV cable.	494.00	4.60	516.72	per kVA	
3.2.2	For a connection directly to the 11 kV busbars of a substation: In addition, the developer pays for the dedicated infrastructure, being an 11 kV feeder bay inclusive of circuit breaker, CTs and VTs, metering requirements, protection relays and 11 kV cable.	2 836.00	4.60	2 966.46	per kVA	
3.2.3	For a connection directly to a 11 kV ring: RLM pays for the ring main unit and upstream 11 kV infrastructure. In addition, the developer pays for the dedicated infrastructure, being the bulk 11 kV meter and shall provide his own customer circuit breaker.	3 189.00	4.60	3 335.69	per kVA	
3.3	For low voltage connections from the urban network					
3.3.1	For a connection directly to the LV busbars of a Minisub: RLM will provide the minisub and upstream 11 kV cable In addition, the developer pays for the dedicated infrastructure, being a LV feeder breaker and the meter to be installed in the Minisub.	4 061.00	4.60	4 247.81	per kVA	

ELECTRICAL ENGINEERING CONTRIBUTIONS RATES

3.3.2	For a connection directly to the LV busbars of a distribution kiosk located along an LV feeder on the boundary of a property: RLM will provide the upstream LV feeder, the LV distribution kiosk, the minisub and upstream 11 kV cable.	4 548.00	4.60	4 757.21	per kVA
	In addition, the developer pays for the dedicated infrastructure, being a LV feeder breaker and the meter to be installed in the contribution kiosk.				
3.4	For medium voltage connections (11 & 33 kV) from the rural network				
3.4.1	For a connection directly to an 11 kV overhead line: RLM pays for the ring main unit and upstream 11 kV infrastructure.	3 208.00	4.60	3 355.57	per kVA
	In addition, the developer pays for the dedicated infrastructure, being the bulk 11 kV meter and shall provide his own customer circuit breaker.				
3.5	For low voltage connections from the rural network				
3.5.1	For a connection directly to the LV busbars of a Pole transformer: RLM will provide the pole transformer and upstream 11 kV line.	3 761.00	4.60	3 934.01	per kVA
	In addition, the developer pays for the dedicated infrastructure, being a LV feeder breaker and the meter to be installed in the Minisub.				
3.5.2	For a connection directly to the LV busbars of a distribution kiosk located along an LV overhead feeder on the boundary of a property: RLM will provide the upstream LV overhead line feeder, the LV distribution kiosk, the pole transformer and upstream 11 kV lines.	4 021.00	4.60	4 205.97	per kVA
	In addition, the developer pays for the dedicated infrastructure, being a LV feeder breaker and the meter to be installed in the distribution kiosk.				

PUBLIC SAFETY ESCORT AND OTHER TARIFFS

TARIFF DESCRIPTION		Approved 2019/2020	Proposed 2020/2021	Proposed % increase	Proposed 2021/2022	Proposed 2022/2023
ESCORT ORDINARY PER VEHICLE PLUS R4.50 PER KM		172	181		191	200
HEAVY VEHICLE ESCORTS PER 2 VEHICLES PLUS R4.50 PER KM		1 732	1 828	5%	1 919	2 015
LABOUR COST PER TRAFFIC OFFICER PER HOUR						
WEEK DAYS		214	226	5%	237	249
SATURDAY		214	226	5%	237	249
SUNDAY / PUBLIC HOLIDAY		259	273	5%	286	301
FUNERALS AND SOME SPORTING EVENTS PER VEHICLE		172	181	5%	191	200
TOWING FEES						
LIGHT MOTOR VEHICLE (UP TO 3500 KG)		1 154	1 218	5%	1 279	1 343
HEAVY MOTOR VEHICLE (3501 KG AND UP)		1 732	1 828	5%	1 919	2 015
LIGHT MOTOR VEHICLE PER KM (THE FIRST 25KM)		31	33	5%	34	36
HEAVY MOTOR VEHICLE (ADDITIONAL COST PER KM)		34	36	5%	38	40
POUND FEES						
STORAGE (MOTOR VEHICLE) PER DAY		504	532	5%	558	586
STORAGE (GOODS) ONCE OFF ON RELEASE		3 175	3 350	5%	3 517	3 693
ESCORT CHARGES - FUNERALS						
ZONES	Cemetery	Approved 2019/2020	Proposed 2020/2021	Proposed % increase	Proposed 2021/2022	Proposed 2022/2023
RIETVLEI CEMETERY						
BLESKOP	RIETVLEI	R 380	R 400	5%	R 420	R 441
BOITEKONG	RIETVLEI	R 341	R 359	5%	R 377	R 396
BOITEKONG X 13	RIETVLEI	R 314	R 331	5%	R 348	R 365
CASHAN	RIETVLEI	R 314	R 331	5%	R 348	R 365
CHANENG	RIETVLEI	R 290	R 306	5%	R 321	R 337
DONKERHOEK	RIETVLEI	R 184	R 195	5%	R 204	R 215
EAST END	RIETVLEI	R 222	R 234	5%	R 246	R 258
FREEDOM PARK	RIETVLEI	R 341	R 359	5%	R 377	R 396
GEELHOOUTPARK	RIETVLEI	R 183	R 193	5%	R 203	R 213
JHB ROAD	RIETVLEI	R 314	R 331	5%	R 348	R 365
KANANA	RIETVLEI	R 380	R 400	5%	R 420	R 441
KARLIENPARK	RIETVLEI	R 222	R 234	5%	R 246	R 258
KROONDAL	RIETVLEI	R 310	R 327	5%	R 343	R 360
LEFARAGATLHE	RIETVLEI	R 183	R 193	5%	R 203	R 213
LETHABONG	RIETVLEI	R 511	R 539	5%	R 566	R 594
LUKA	RIETVLEI	R 274	R 289	5%	R 304	R 319
MERITING	RIETVLEI	R 341	R 359	5%	R 377	R 396
PAARDEKRAAL X1	RIETVLEI	R 341	R 359	5%	R 377	R 396
PAARDEKRAAL X2	RIETVLEI	R 341	R 359	5%	R 377	R 396
PHOKENG	RIETVLEI	R 289	R 304	5%	R 320	R 336
PROTEA PARK	RIETVLEI	R 249	R 262	5%	R 275	R 289
PTA ROAD	RIETVLEI	R 314	R 331	5%	R 348	R 365
RAMOCHANA	RIETVLEI	R 289	R 304	5%	R 320	R 336
RUSTENBURG CBD	RIETVLEI	R 183	R 193	5%	R 203	R 213
RUSTENBURG NORTH	RIETVLEI	R 222	R 234	5%	R 246	R 258
SERALENG	RIETVLEI	R 380	R 400	5%	R 420	R 441
SONDELA	RIETVLEI	R 314	R 331	5%	R 348	R 365
SUNRISE	RIETVLEI	R 314	R 331	5%	R 348	R 365
TLHABANE	RIETVLEI	R 183	R 193	5%	R 203	R 213
TLHABANE WEST	RIETVLEI	R 183	R 193	5%	R 203	R 213
ZINNIVILLE	RIETVLEI	R 222	R 234	5%	R 246	R 258
ZINNIIVILLE CEMETERY						
BOITEKONG	ZINNIIVILLE	R 249	R 262	5%	R 275	R 289
BOITEKONG X 13	ZINNIIVILLE	R 249	R 262	5%	R 275	R 289
CASHAN	ZINNIIVILLE	R 249	R 262	5%	R 275	R 289
EAST END	ZINNIIVILLE	R 210	R 221	5%	R 232	R 244
FREEDOM PARK	ZINNIIVILLE	R 249	R 262	5%	R 275	R 289
GEELHOOUTPARK	ZINNIIVILLE	R 210	R 221	5%	R 232	R 244
KANANA	ZINNIIVILLE	R 249	R 262	5%	R 275	R 289
KARLIENPARK	ZINNIIVILLE	R 183	R 193	5%	R 203	R 213
LETHABONG	ZINNIIVILLE	R 445	R 470	5%	R 493	R 518
MERITING	ZINNIIVILLE	R 249	R 262	5%	R 275	R 289
PAARDEKRAAL X1	ZINNIIVILLE	R 249	R 262	5%	R 275	R 289
PAARDEKRAAL X2	ZINNIIVILLE	R 249	R 262	5%	R 275	R 289
PHOKENG	ZINNIIVILLE	R 314	R 331	5%	R 348	R 365
PROTEA PARK	ZINNIIVILLE	R 210	R 221	5%	R 232	R 244
RAMOCHANA	ZINNIIVILLE	R 183	R 193	5%	R 203	R 213
RUSTENBURG CBD	ZINNIIVILLE	R 183	R 193	5%	R 203	R 213
RUSTENBURG NORTH	ZINNIIVILLE	R 210	R 221	5%	R 232	R 244
SERALENG	ZINNIIVILLE	R 210	R 221	5%	R 232	R 244
SONDELA	ZINNIIVILLE	R 210	R 221	5%	R 232	R 244
SUNRISE	ZINNIIVILLE	R 183	R 193	5%	R 203	R 213
TLHABANE	ZINNIIVILLE	R 210	R 221	5%	R 232	R 244
TLHABANE WEST	ZINNIIVILLE	R 222	R 234	5%	R 246	R 258
ZINNIVILLE	ZINNIIVILLE	R 183	R 193	5%	R 203	R 213
KARLIEN PARK CEMETERY						
BOITEKONG	KARLIEN PARK	R 249	R 262	5%	R 275	R 289
BOITEKONG X 13	KARLIEN PARK	R 249	R 262	5%	R 275	R 289
CASHAN	KARLIEN PARK	R 249	R 262	5%	R 275	R 289
EAST END	KARLIEN PARK	R 210	R 221	5%	R 232	R 244
FREEDOM PARK	KARLIEN PARK	R 249	R 262	5%	R 275	R 289
GEELHOOUTPARK	KARLIEN PARK	R 210	R 221	5%	R 232	R 244
KANANA	KARLIEN PARK	R 249	R 262	5%	R 275	R 289
KARLIENPARK	KARLIEN PARK	R 183	R 193	5%	R 203	R 213
LETHABONG	KARLIEN PARK	R 445	R 470	5%	R 493	R 518
MERITING	KARLIEN PARK	R 249	R 262	5%	R 275	R 289
PAARDEKRAAL X1	KARLIEN PARK	R 249	R 262	5%	R 275	R 289
PAARDEKRAAL X2	KARLIEN PARK	R 249	R 262	5%	R 275	R 289
PHOKENG	KARLIEN PARK	R 314	R 331	5%	R 348	R 365
PROTEA PARK	KARLIEN PARK	R 210	R 221	5%	R 232	R 244
RAMOCHANA	KARLIEN PARK	R 183	R 193	5%	R 203	R 213
RUSTENBURG CBD	KARLIEN PARK	R 183	R 193	5%	R 203	R 213
RUSTENBURG NORTH	KARLIEN PARK	R 210	R 221	5%	R 232	R 244
SERALENG	KARLIEN PARK	R 210	R 221	5%	R 232	R 244
SONDELA	KARLIEN PARK	R 210	R 221	5%	R 232	R 244
SUNRISE	KARLIEN PARK	R 183	R 193	5%	R 203	R 213
TLHABANE	KARLIEN PARK	R 210	R 221	5%	R 232	R 244
TLHABANE WEST	KARLIEN PARK	R 210	R 221	5%	R 232	R 244
ZINNIIVILLE	KARLIEN PARK	R 183	R 193	5%	R 203	R 213

PUBLIC SAFETY ESCORT AND OTHER TARIFFS

ZONES	Cemetery	Approved 2019/2020	Proposed 2020/2021	Proposed % increase	Proposed 2021/2022	Proposed 2022/2023
TLHABANE CEMETERY						
BOITEKONG	TLHABANE	R 222	R 234	5%	R 246	R 258
BOITEKONG X 13	TLHABANE	R 222	R 234	5%	R 246	R 258
CASHAN	TLHABANE	R 183	R 193	5%	R 203	R 213
EAST END	TLHABANE	R 183	R 193	5%	R 203	R 213
FREEDOM PARK	TLHABANE	R 222	R 234	5%	R 246	R 258
GEELHOUTPARK	TLHABANE	R 210	R 221	5%	R 232	R 244
KANANA	TLHABANE	R 314	R 331	5%	R 348	R 365
KARLIENPARK	TLHABANE	R 183	R 193	5%	R 203	R 213
LETHABONG	TLHABANE	R 445	R 470	5%	R 493	R 518
MERITING	TLHABANE	R 222	R 234	5%	R 246	R 258
PAARDEKRAAL X1	TLHABANE	R 222	R 234	5%	R 246	R 258
PAARDEKRAAL X2	TLHABANE	R 222	R 234	5%	R 246	R 258
PHOKENG	TLHABANE	R 289	R 304	5%	R 320	R 336
PROTEA PARK	TLHABANE	R 183	R 193	5%	R 203	R 213
RAMOCHANA	TLHABANE	R 183	R 193	5%	R 203	R 213
RUSTENBURG CBD	TLHABANE	R 183	R 193	5%	R 203	R 213
RUSTENBURG NORTH	TLHABANE	R 183	R 193	5%	R 203	R 213
SERALENG	TLHABANE	R 222	R 234	5%	R 246	R 258
SONDELA	TLHABANE	R 222	R 234	5%	R 246	R 258
SUNRISE	TLHABANE	R 183	R 193	5%	R 203	R 213
TLHABANE	TLHABANE	R 183	R 193	5%	R 203	R 213
TLHABANE WEST	TLHABANE	R 183	R 193	5%	R 203	R 213
ZINNIIVILLE	TLHABANE	R 183	R 193	5%	R 203	R 213
DONKERHOEK CEMETERY						
BOITEKONG	DONKERHOEK	R 341	R 359	5%	R 377	R 396
BOITEKONG X 13	DONKERHOEK	R 314	R 331	5%	R 348	R 365
CASHAN	DONKERHOEK	R 314	R 331	5%	R 348	R 365
EAST END	DONKERHOEK	R 222	R 234	5%	R 246	R 258
FREEDOM PARK	DONKERHOEK	R 341	R 359	5%	R 377	R 396
GEELHOUTPARK	DONKERHOEK	R 183	R 193	5%	R 203	R 213
JHB ROAD	DONKERHOEK	R 314	R 331	5%	R 348	R 365
KANANA	DONKERHOEK	R 380	R 400	5%	R 420	R 441
KARLIENPARK	DONKERHOEK	R 222	R 234	5%	R 246	R 258
LETHABONG	DONKERHOEK	R 511	R 539	5%	R 566	R 594
MERITING	DONKERHOEK	R 341	R 359	5%	R 377	R 396
PAARDEKRAAL X1	DONKERHOEK	R 341	R 359	5%	R 377	R 396
PAARDEKRAAL X2	DONKERHOEK	R 341	R 359	5%	R 377	R 396
PHOKENG	DONKERHOEK	R 289	R 304	5%	R 320	R 336
PROTEA PARK	DONKERHOEK	R 249	R 262	5%	R 275	R 289
PTA ROAD	DONKERHOEK	R 314	R 331	5%	R 348	R 365
RAMOCHANA	DONKERHOEK	R 289	R 304	5%	R 320	R 336
RUSTENBURG CBD	DONKERHOEK	R 183	R 193	5%	R 203	R 213
RUSTENBURG NORTH	DONKERHOEK	R 222	R 234	5%	R 246	R 258
SERALENG	DONKERHOEK	R 380	R 400	5%	R 420	R 441
SONDELA	DONKERHOEK	R 314	R 331	5%	R 348	R 365
SUNRISE	DONKERHOEK	R 314	R 331	5%	R 348	R 365
TLHABANE	DONKERHOEK	R 183	R 193	5%	R 203	R 213
TLHABANE WEST	DONKERHOEK	R 183	R 193	5%	R 203	R 213
ZINNIIVILLE	DONKERHOEK	R 222	R 234	5%	R 246	R 258
VARIOUS CEMETERIES						
BOITEKONG	BOITEKONG	R 183	R 193	5%	R 203	R 213
BOITEKONG	KANANA	R 208	R 219	5%	R 230	R 241
CHANENG	CHANENG	R 183	R 193	5%	R 203	R 213
KANANA	KANANA	R 183	R 193	5%	R 203	R 213
LETHABONG	LETHABONG	R 183	R 193	5%	R 203	R 213
MERITING	KANANA	R 210	R 221	5%	R 232	R 244
PAARDEKRAAL	KANANA	R 183	R 193	5%	R 203	R 213
PHOKENG	PHOKENG	R 183	R 193	5%	R 203	R 213
RUSTENBURG	TLASENG	R 445	R 470	5%	R 493	R 518
RUSTENBURG	LETHABONG	R 511	R 539	5%	R 566	R 594
RUSTENBURG	MOSENTHAL	R 445	R 470	5%	R 493	R 518
RUSTENBURG	RANKELENYANE	R 380	R 400	5%	R 420	R 441
RUSTENBURG	RIETSPRUIT	R 445	R 470	5%	R 493	R 518
RUSTENBURG	MAILE	R 445	R 470	5%	R 493	R 518
RUSTENBURG	PHOKENG	R 314	R 331	5%	R 348	R 365
RUSTENBURG	CHANENG	R 380	R 400	5%	R 420	R 441
RUSTENBURG	MARIKANA	R 445	R 470	5%	R 493	R 518
RUSTENBURG	N4	R 183	R 193	5%	R 203	R 213
RUSTENBURG	PHATSIMA	R 445	R 470	5%	R 493	R 518
RUSTENBURG	LUKA	R 380	R 400	5%	R 420	R 441
RUSTENBURG	MAMEROTSE	R 511	R 539	5%	R 566	R 594
RUSTENBURG	TATANANA	R 506	R 534	5%	R 561	R 589
RUSTENBURG	BLESKOP	R 433	R 457	5%	R 479	R 503
RUSTENBURG	MERITING	R 309	R 326	5%	R 342	R 359
RUSTENBURG	WONDERKOP	R 433	R 457	5%	R 479	R 503
RUSTENBURG	MFIDIKOE	R 433	R 457	5%	R 479	R 503
RUSTENBURG	LEFARAGATLHE	R 182	R 192	5%	R 202	R 212
RUSTENBURG	MODDERFONTEIN	R 360	R 380	5%	R 399	R 419
RUSTENBURG	PHOKENG	R 316	R 334	5%	R 350	R 368
RUSTENBURG CBD	KANANA	R 380	R 400	5%	R 420	R 441
TLHABANE	PHOKENG	R 314	R 331	5%	R 348	R 365
TLHABANE	KANANA	R 341	R 359	5%	R 377	R 396
ESCORT CHARGES - MARATHONS/ FUN RUN/ FUN WALK/ MARCHES AND MOTORCADE						
	Area	Approved 2019/2020	Proposed 2020/2021	Proposed % increase	Proposed 2021/2022	Proposed 2022/2023
00 – 5 KM	ALL AREA	R 619	R 653	5%	R 686	R 720
05 – 10 KM	APPLICABLE TO ALL AREA	R 1 237	R 1 306	5%	R 1 371	R 1 439
10 – 15 KM	APPLICABLE TO ALL AREA	R 1 850	R 1 952	5%	R 2 049	R 2 152
15 – 20 KM FUN RUN	APPLICABLE TO ALL AREA	R 2 572	R 2 713	5%	R 2 849	R 2 991
20 – 30 KM FUN RUN	APPLICABLE TO ALL AREA	R 3 429	R 3 618	5%	R 3 799	R 3 989
30 – 40 KM FUN RUN	APPLICABLE TO ALL AREA	R 5 145	R 5 428	5%	R 5 700	R 5 985
40 – 50 KM FUN RUN	APPLICABLE TO ALL AREA	R 8 576	R 9 048	5%	R 9 500	R 9 975
BARSEBA	BARSEBA	R 182	R 192	5%	R 202	R 212
BETHANI	BETHANI	R 182	R 192	5%	R 202	R 212
BOITEKONG	BOITEKONG	R 182	R 192	5%	R 202	R 212
CBD	MPHENI HOUSE	R 388	R 410	5%	R 430	R 452
CBD	DEPT OF LABOUR	R 388	R 410	5%	R 430	R 452

PUBLIC SAFETY ESCORT AND OTHER TARIFFS

	Area	Approved 2019/2020	Proposed 2020/2021	Proposed % increase	Proposed 2021/2022	Proposed 2022/2023
CBD	RUSTENBURGS SAPS	R 388	R 410	5%	R 430	R 452
CBD	JOB SHIMANKANE TABANE HOSPITAL	R 455	R 480	5%	R 504	R 529
CBD	DEP. OF EDUCATION	R 194	R 205	5%	R 215	R 226
CBD	SARS	R 222	R 234	5%	R 246	R 258
CHANENG	CHANENG	R 182	R 192	5%	R 202	R 212
FREEDOM PARK	WILDEBEES STADIUM	R 194	R 205	5%	R 215	R 226
IKAGENG	IKAGENG	R 182	R 192	5%	R 202	R 212
KANANA	KANANA	R 182	R 192	5%	R 202	R 212
LESUNG	LESUNG	R 182	R 192	5%	R 202	R 212
LETHABONG	LETHABONG	R 182	R 192	5%	R 202	R 212
LETHABONG	LETHABONG SAPS	R 182	R 192	5%	R 202	R 212
LETHABONG	LETHABONG MUNICIPAL OFFICES	R 182	R 192	5%	R 202	R 212
LETHABONG	LETHABONG CLINIC	R 182	R 192	5%	R 202	R 212
LUKA	LUKA	R 182	R 192	5%	R 202	R 212
LUKA	IMPALA PLATINUM MINES	R 222	R 234	5%	R 246	R 258
MABITSE	MABITSE	R 182	R 192	5%	R 202	R 212
MAFIKA	MAFIKA	R 182	R 192	5%	R 202	R 212
MAILE	MAILE	R 182	R 192	5%	R 202	R 212
MARIKANA	WONDERKOP	R 260	R 274	5%	R 288	R 302
MARIKANA	MADITLHOKWA	R 325	R 343	5%	R 360	R 378
MERITING	MERITING	R 182	R 192	5%	R 202	R 212
MFIDIKWE	MFIDIKWE	R 182	R 192	5%	R 202	R 212
MFIDIKWE	TSHUKUDU HIGH SCHOOL	R 260	R 274	5%	R 288	R 302
MODIKWE	MODIKWE	R 182	R 192	5%	R 202	R 212
MOGAJANE	MOGAJANE	R 182	R 192	5%	R 202	R 212
MONAKATO	MONAKATO SAPS	R 182	R 192	5%	R 202	R 212
MONAKATO	MUNICIPAL OFFICES	R 182	R 192	5%	R 202	R 212
MONAKATO	MONAKATO CLINIC	R 182	R 192	5%	R 202	R 212
MOSENTHAL	MOSENTHAL	R 182	R 192	5%	R 202	R 212
PAARDEKRAAL	PAARDEKRAAL	R 182	R 192	5%	R 202	R 212
PHATSIMA	PHATSIMA	R 182	R 192	5%	R 202	R 212
PHOKENG	PHOKENG	R 182	R 192	5%	R 202	R 212
PHOKENG STADIUM	BAFOKENG CIVIC CENTRE	R 182	R 192	5%	R 202	R 212
PHOKENG STADIUM	LEGATO	R 182	R 192	5%	R 202	R 212
PHOKENG STADIUM	PHOKENG SAPS	R 182	R 192	5%	R 202	R 212
PHOKENG STADIUM	LEBONE CONVENTIONAL HIGH SCHOOL	R 182	R 192	5%	R 202	R 212
PHOTSANENG	PHOTSANENG	R 182	R 192	5%	R 202	R 212
PHOTSANENG	TSHUKUDU HIGH SCHOOL	R 260	R 274	5%	R 288	R 302
RANKELENYANE	RANKELENYANE	R 182	R 192	5%	R 202	R 212
RUSTENBURG TAXI RANK	MPHENI HOUSE	R 388	R 410	5%	R 430	R 452
RUSTENBURG TAXI RANK	DEPT OF LABOUR	R 388	R 410	5%	R 430	R 452
RUSTENBURG TAXI RANK	RUSTENBURG SAPS	R 388	R 410	5%	R 430	R 452
RUSTENBURG TAXI RANK	JOB SHIMANKANE TABANE HOSPITAL	R 455	R 480	5%	R 504	R 529
RUSTENBURG TAXI RANK	DEPT. OF EDUCATION	R 194	R 205	5%	R 215	R 226
RUSTENBURG TAXI RANK	SARS	R 222	R 234	5%	R 246	R 258
SERUTUBE	SERUTUBE	R 182	R 192	5%	R 202	R 212
SUN RISE	SUN RISE	R 182	R 192	5%	R 202	R 212
THEKWANE	THEKWANE	R 182	R 192	5%	R 202	R 212
THEKWANE	TSHUKUDU HIGH SCHOOL	R 260	R 274	5%	R 288	R 302
TLAPA	TLAPA	R 182	R 192	5%	R 202	R 212
TLASENG	TLASENG	R 182	R 192	5%	R 202	R 212
TSITSING	TSITSING	R 182	R 192	5%	R 202	R 212
ESCORT VARIOUS						
BOKAMOSO	BOKAMOSO	R 182	R 192	5%	R 202	R 212
BOKAMOSO	RUSTENBURG CBD	R 247	R 261	5%	R 274	R 288
KROONDAL	KROONDAL	R 182	R 192	5%	R 202	R 212
KROONDAL	RUSTENBURG CBD	R 247	R 261	5%	R 274	R 288
MADITLHOKWA	RUSTENBURG CBD	R 483	R 509	5%	R 535	R 562
MAHUMAPELO	MAHUMAPELO	R 182	R 192	5%	R 202	R 212
MAHUMAPELO	RUSTENBURG CBD	R 391	R 412	5%	R 433	R 454
MAKITLHOKWA	MADITLHOKWA	R 182	R 192	5%	R 202	R 212
MATEBELENG	MATEBELENG	R 182	R 192	5%	R 202	R 212
MATEBELENG	RUSTENBURG CBD	R 247	R 261	5%	R 274	R 288
MFIDIKWE	MFIDIKWE	R 182	R 192	5%	R 202	R 212
MFIDIKWE	RUSTENBURG CBD	R 391	R 412	5%	R 433	R 454
NKANENG	NKANENG	R 182	R 192	5%	R 202	R 212
PHOTSANENG	PHOTSANENG	R 182	R 192	5%	R 202	R 212
PHOTSANENG	RUSTENBURG CBD	R 402	R 424	5%	R 445	R 467
REX	RUSTENBURG	R 223	R 235	5%	R 247	R 259
RUSTENBURG CBD	MAUMONG	R 376	R 397	5%	R 417	R 438
RUSTENBURG CBD	TLAPA	R 391	R 412	5%	R 433	R 454
RUSTENBURG CBD	MABITSE	R 360	R 379	5%	R 398	R 418
RUSTENBURG CBD	MAFIKA	R 346	R 365	5%	R 384	R 403
RUSTENBURG CBD	SERUTUBE	R 346	R 365	5%	R 384	R 403
RUSTENBURG CBD	MAILE2	R 372	R 392	5%	R 412	R 432
RUSTENBURG CBD	KOPMAN	R 372	R 392	5%	R 412	R 432
RUSTENBURG CBD	LEKGALONG	R 360	R 379	5%	R 398	R 418
RUSTENBURG CBD	IKAGENG	R 421	R 444	5%	R 466	R 489
RUSTENBURG CBD	LESUNG	R 464	R 489	5%	R 514	R 540
THEKWANE	THEKWANE	R 182	R 192	5%	R 202	R 212
THEKWANE	RUSTENBURG CBD	R 415	R 438	5%	R 460	R 483
ZAKHELE	ZAKHELE	R 182	R 192	5%	R 202	R 212
PUBLIC PASSENGER AND GOODS TRANSPORT BY-LAW DECOL (RM) -						
MINIBUS TAXI (SEATING CAPACITY 16 PERSONS)		R 118	R 124	5%	R 130	R 137
MINIBUS TAXI (SEATING CAPACITY 17 PERSONS)		R 153	R 162	5%	R 170	R 178
BUS		R 198	R 208	5%	R 219	R 230
GOODS VEHICLES		R 224	R 237	5%	R 248	R 261
ACCIDENT REPORT (COPY)		R 60	R 63	5%	R 66	R 70

EMERGENCY AND DISASTER MANAGEMENT

A. FEES FOR HAZARDOUS SUBSTANCES AND FIRE PROTECTION SERVICES							
Tariffs for rendering of fire safety services: plans, inspections, events, standby, fire water tests, rational designs, fireworks applications and hazardous substances							
TARIFF DESCRIPTION	Current 2019/2020	Proposed	Proposed % increase	Proposed	Proposed		
	2019/2020	2020/2021	2020/2021	2021/2022	2022/2023		
Inspection of bulk depots and issuing of registration certificates	R2 775.30	R3 052.83	9%	R3 327.58	R3 627.07		
Inspection of spray booth and issuing of spray permit as well as inspection of storage, handling and use of hazardous substances, and issuing of registration certificate	R859.10	R945.01	9%	R1 030.06	R3 957.13		
Inspection of a dangerous goods vehicle and issuing of transport permit	R859.10	R945.01	9%	R1 030.06	R4 317.23		
Issuing of certificate of fitness for a public building	R859.10	R945.01	9%	R1 030.06	R4 710.10		
Release of emergency incident information as contemplated in Section 2 of the Fire Brigade Service By-Laws	R123.20	R135.52	9%	R147.72	R5 138.72		
Temporary registration of hazardous substances installation for special events	R61.60	R67.76	9%	R73.86	R5 606.34		
Plan approval for fire Protection Plans inclusive of a fire Installation drawing or smoke ventilation plan (per m2 or part thereof)	R2.20	R2.42	9%	R2.64	R6 116.52		
Plan approval for fire Protection Plans inclusive of a fire Installation drawing or smoke ventilation plan(with a minimum fee of)	R27 013.80	R29 715.18	9%	R32 389.55	R6 673.12		
Plan approval for fire Protection Plans inclusive of a fire Installation drawing or smoke ventilation plan(per building plan submitted and a maximum fee of)	R27 013.80	R29 715.18	9%	R32 389.55	R7 280.37		
Plan approval for tenant layouts / amendments / deviations(per floor / per tenant)	R392.70	R431.97	9%	R470.85	R7 942.89		
Plan approval for site development including amendments (SDP) (per submission)	R392.70	R431.97	9%	R470.85	R8 665.69		
Plan approval for hazardous substances including amendments / deviations(per submission)	R392.70	R431.97	9%	R470.85	R9 454.27		
Rational design for a thatched roof or lapa at a residential stand/ erf(per submission)	R478.50	R526.35	9%	R573.72	R10 314.61		
Plans for temporary structures at events that includes the rational design thereof	R478.50	R526.35	9%	R573.72	R11 253.23		
Cost per Officer per hour or part thereof at events for standby and inspections	R305.80	R336.38	9%	R366.65	R12 277.28		
Rational designs	R982.30	R1 080.53	9%	R1 177.78	R13 394.51		
Fireworks display / discharge application	R430.10	R473.11	9%	R515.69	R14 613.41		
General Fire Safety compliance letter / inspection re-quest / fire water reticulation test result out of schedule	R306.90	R337.59	9%	R367.97	R15 943.23		
Fire water reticulation tests at street hydrants per hydrant	R306.90	R337.59	9%	R367.97	R17 394.07		
Restoration of lapsed annual hazardous substance certificate	R430.10	R473.11	9%	R515.69	R18 976.93		
B. RENTAL PAYABLE FOR MAKING SERVICE EQUIPMENT AVAILABLE							
Utilisation of vehicles	Call out cost	Utilisation cost per vehicle per hour or part hereof	Current	Proposed	Proposed % increase	Proposed	Proposed
Type of vehicle			2019/2020	2020/2021	2020/2021	2021/2022	2022/2023
Rescue Pumper	R250.00	R500.00	R961.95	R1 058.15	9%	R1 153.38	R1 257.18
Aerial Apparatus	R450.00	R900.00	R1 731.51	R1 904.66	9%	R2 076.08	R2 262.93
Specialist Vehicle (Hazmat vehicle)	R450.00	R950.00	R1 795.64	R1 975.20	9%	R2 152.97	R2 346.74
Water Tanker	R300.00	R650.00	R1 218.47	R1 340.32	9%	R1 460.95	R1 592.43
Grass Unit	R150.00	R250.00	R513.04	R564.34	9%	R615.13	R670.50
Incident Command vehicle / response vehicle	R495.00	R800.00	R1 660.97	R1 827.06	9%	R1 991.50	R2 170.73
Diving Unit	R450.00	R950.00	R1 795.64	R1 975.20	9%	R2 152.97	R2 346.74
Utilisation of Specialised Equipment	R250.00	R650.00	R1 154.34	R1 269.77	9%	R1 384.05	R1 508.62
Kilometres (Km) Travelled		R2. 00	R2.57	R2.82	9%	R3.08	R3.35
USE OF PERSONNEL							
Personnel per h / per member		R70.00	R89.78	R98.76	9%	R107.65	R117.34
USE OF WATER							
Water used per kl + Vat		R7.50	R9.62	R10.58	9%	R11.53	R12.57
Note: 1 The time is calculated from arrival to departure 2 Utilisation cost includes cost of personnel and equipment 3 Call out tariff will be rendered for all incidents where a fire vehicle arrived on scene, To all vehicles involved in an accident as well as for the following services rendered a. Any form of scene safety including cones and regulating of traffic b. Safety of the vehicle / s were ensured, which include the cutting of the battery cables c. Fires: where a fire was extinguished before arrival but an investigation was done to ensure the house / building is safe 4. Utilisation Tariff will be rendered to the vehicle where work was done with the following equipment · Hydraulic rescue set · Positive pressure ventilator · Carburandum Disc cutter · Power saw · Reciprocating saw · Motorised break-in equipment 5. Fires: Any equipment used to extinguish the fire · Portable pumps Flooding: All houses involved in a flood 6. Utilisation of Specialised Equipment tariff apply for Specialist rescue operations (High Angel, Swift Water, Urban Search and Rescued, Mountain Rescue, Diving) a. Deliver of expert services in specialised fires							
	Current	Proposed	Proposed % increase	Proposed	Proposed		
	2019/2020	2020/2021	2020/2021	2021/2022	2022/2023		
A maximum restriction of R6 000.00 (VAT included) is placed per private household for fire and rescue services.	7 409	8 150	9%	8 883	9 683		
Exclusions							
Fees are also applicable to all Council, Provincial and National Departments except the Office of the Mayor, Office of the Premier and office of the President. The fees do not apply to grass, veld and rubbish fires on vacant Erf / Erven within the Rustenburg Local Municipality area. Persons registered on the Council's Indigents Register will be exempted from paying costs for fire and rescue services. Members of registered Fire Protection Associations established in terms of the National Veld and Forest Act, 1998 (Act 101 of 1998) will be exempted from paying any fees for fire services. Informal residences i.e. a residence that does not receive any municipal services i.e.o electricity, water, waste removal and waterborne sewer-age will be exempted from paying fees for fire services with regard to house fires.							

EMERGENCY AND DISASTER MANAGEMENT

Tariffs for making available fire and rescue equipment and rendering a standby service and events				
1. For all standby services at events a full tariff for all the vehicles on standby, will be issued for the total of hours on standby. 2. All special services will receive full accounts				
The Municipality may withdraw such equipment at any time should the Municipality need it elsewhere.				
Note: 1. The time is calculated from arrival to departure 2. Utilisation cost includes cost of personnel and equipment 3. A single tariff per vehicle per hour is charged.				
Utilisation of material				
The tariff for material used is cost plus a surcharge of 15%. Provided that in respect of material for which the Municipality has determined a tariff, that tariff shall apply in accordance with Section 14 (urgent cases) Fire Brigade Services (Act 99 of 1977) Renting out of equipment outside the jurisdiction area of the Municipality The tariffs as set out in this Annexure plus a surcharge of 50%.				
C. ADJUSTMENT IN FEES PAYABLE TO THE SERVICE AS CONTEMPLATED IN CLAUSES A AND B OF THIS ANNEXURE				
The Service must ensure that all fees referred to in clauses A and B of this Annexure are adjusted to keep trend with inflation according to the Consumer Price Index (CPI).				
GENERAL DIRECTIVES FOR THE PAYMENT OF THE ABOVE FEES				
1. All certificates of registration, certificates of fitness and/or spraying permits will be valid for twelve (12) calendar months. A written application for the renewal of the certificate or permit must reach the Service at least one calendar month prior to the expiry thereof. 2. When application is made for registration, the appropriate application form, correctly completed in full, must be accompanied by the prescribed fees. 3. All the appropriate application forms are available from the Service and must be completed in full and, where applicable, be duly signed. 4. If, for whatever reason, the Service rejects an application for any certificate of registration, certificate of fitness or any permit, the applicant must, within 14 days (excluding weekends and public holidays) of the date of rejection, take corrective steps to ensure that the document in question is issued at no additional cost, failing which the applicant must pay the prescribed fees again. 5. (a) The tariff for premises that are liable to registration in respect of paragraph 1(2) or (3), or a combination of them, will be a single fee of R700,00, irrespective of the combination of items: Provided that such combination applies to one premises and is under the same control. (b) If there are different divisions and/or affiliates within a business and/or company situated on the same premises but each division and/or affiliate is managed separately, each division and/or affiliate is liable to registration separately. i. All monies are payable in advance. ii. All fees are also applicable to Council. 6. All relevant application forms are available at the Emergency Services Department (Fire Brigade Services) and must be completed in full and where applicable, signed properly. 7. If certificates and/or spray/transport permits are refused, the applicant must take remedial steps within 14 days in order for the re-inspection to be free of charge and to ensure the issuing of the relevant registration certificate or permit. Failing this, the prescribed tariffs will again be payable in full. Restoration of lapsed certificate (each year certificate has not been renewed) R700, 00 (including VAT) plus current year registration fee				

D. FEES PAYABLE FOR TRAINING AND DEVELOPMENT (FIRE & RESCUE TRAINING ACADEMY) INCLUDING RENTALS OF FACILITIES AND EQUIPMENTS		Current		Proposed 2020 /2021	Proposed 2021 / 2022	Proposed 2022 / 2023
		2019/2020		9%	9%	9%
Fire Fighter I	R 9 277	10 Weeks	R 9 277	10 112	11 022	12 014
Fire Fighter I Challenge	R 2 719	-	R 2 719	2 964	3 231	3 521
Haz-Mat Awareness	R 2 079	2 Weeks	R 2 079	2 266	2 470	2 693
Fire Fighter II	R 5 278	4 Weeks	R 5 278	5 753	6 271	6 835
Fire Fighter II Challenge	R 2 719	-	R 2 719	2 964	3 231	3 521
Haz-Mat Operational	R 3 679	2 Weeks	R 3 679	4 010	4 371	4 764
Fire Services Instructor	R 5 278	2 Weeks	R 5 278	5 753	6 271	6 835
Vehicle Rescue	R 2 079	2 Weeks	R 2 079	2 266	2 470	2 693
Basic Fire Fighting And Safety	R 823	1 Day	R 823	897	977	1 065
Industrial Fire Fighting	R 1 663	5 Days	R 1 663	1 813	1 976	2 154
SCBA	R 1 008	3 Days	R 1 008	1 099	1 198	1 306
Pump Operator	R 7 357	5 Days	R 7 357	8 020	8 741	9 528
All Appliances(Hydraulic Platform, Turntable Ladder, Industrial Foam Pumper)	R 8 396	5 Days	R 8 396	9 152	9 976	10 873
Rental of Porta Cabin Sleeping Rooms per person per day sharing	83.49 \ Per Room \ Sharing	1 Day	83	91	99	108
Rental of Training Props per Hour	654.61	Per Hour	655	714	778	848
Rental of Training Lecture-room per day	731.173	Per Day	731	797	869	947
E. Disaster Management						
Tariffs for rendering of Evacuation plans and emergency evacuation drills						

		With effect from 1 July 2020 until 30 June 2021	Services Within Municipal jurisdiction (Monthly contribution of fire lev)	Proposed Tariff 2020/2021
Description of service		Total	Description of service	Total
Emergency evacuation plans		Free of charge	1 Rescue Involving public safety for humanitarian nature (Swimming pool rescue, Snake Rescue (cordoning of the area) , Bees Rescue (cordoning of the area), Public protest involving burning of tyres, decontamination of spillage on national and public roads etc.)	No costs to owner
Emergency assistance rendered at emergency evacuation drills	per official per hour or part thereof	Free of charge	2 Fire Involving informal, domestic structure as per indigenous policy	No costs to owner
Plan development, approval & site inspection for events organised by private/government organisations		Free of charge	3 Fire Levies - Domestic (where fire services are readily available)	R 28.91
Venue Operations Centre for events organised by private/government organisations	per official per hour or part thereof	Free of charge	4 Fire Levy - Non Domestic (where fire services are readily available)	R 40.23
Plan development, approval & site inspection for events organised by RLM or RLM partnering with private sector		Free of charge	5 Fire Availability Levy - Domestic (Where re-action time is greater than 30 minutes)	R 21.61
Venue Operations Centre for events organised by RLM or RLM partnering with private sector	per official per hour or part thereof	Free of charge	6 Fire Availability Levy - Non Domestic (Where re-action time is greater than 30 minutes)	R 28.91

OUTDOOR ADVERTISING SIGNS TARIFFS

TARIFF DESCRIPTION	Approved Tar- iffs 2019/20	Draft Amended Tariff Description	Draft Tariffs 2020/21	Draft Tariffs 2021/22	Draft Tariffs 2022/23
	R/C				
Application fee + administration fee	R1 685	Application Fee (Class 1, 2 & 3) excluding agriculture & related land	R1 786	R1 883	R1 984
			R-		
Display fee: Per Advertisement/Ap- plication - Private Property	R8 414		R8 919	R9 400	R9 908
Display fee: Per Advertisement/Appli- cation - Municipal (Council) Property	R15 676	Use of Municipal Property Fee: Per Advertisement/Application for class 1, 2 & 3 (to be added to applicable display fee)	R16 617	R17 514	R18 460
Encroachment fee(council land) per square meter for each sign type	R3 135	Encroachment fee per square square meter (all classes)	R3 323	R3 503	R3 692
		Storage fee per day (Illegal Advertise- ments) for all applicable classes	R80	R85	R90
		Lodging of an Appeal per advertise- ment for all classes	R4 950	R5 247	R5 562
		Inspection Fee for all classes (Per application/Advertisement)	R198	R210	R222
CLASS 1: Billboards					
Application fee + administration fee	R1 685	Display fee on Private Property: Per Advertisement/Application			
Gantry billboards	R15 676	Gantry billboards (>18m²<81m²)	R16 617	R17 514	R18 460
Large billboards	R15 676	Large billboards (>41m²<81m²)	R16 617	R17 514	R18 460
Medium billbords	R5 175	Medium billbords (>19m²<41m²)	R5 486	R5 782	R6 094
Small billboards	R4 210	Small billboards (>4.5m²<19m²)	R4 463	R4 704	R4 958
Smaller than 4.5m²	R3 650	Smaller than 4.5m²	R3 869	R4 078	R4 298
CLASS 2: Signs On Buildings And Structures					
Projecting signs					
Administration fee	R360	Display fee on Private Property: Per Advertisement/Application			
Display fee per Application	R505		R535	R564	R595
Encroachment fee(council land) per square meter for each sign type	R2 028				
Building attachment (roof signs, signs and murals on walls and roofs, a sign in the fabric of a building and advertisements on towers, bridges and pylons)			R-		
Application fee + administration fee	R422				
Display fee per Advertisement	R1 011		R1 072	R1 130	R1 191
Wall signs/fascia signs					
Administration fee	R360				
Display fee per sign	R505		R535	R564	R595
Ground sign (excluding billboards)					
Application fee + administration fee					
Encroachment fee(council land) per square meter for each sign type	R3 135				
Display fee per Advertisement	R1 568				
CLASS 3: Signs on Premises and miscellaneous signs			R-		
Boundary walls and entrance gates					
Administration fee	R360				
Display fee per Advertisement	R1 037	Display fee on Private Property: Per Advertisement/Application	R1 099	R1 159	R1 221
Residential and community-orient- ed buildings					
Administration fee	R360				
Display fee per Advertisement	R1 037		R1 099	R1 159	R1 221
On –premises Business signs in urban Areas					
Administration fee	R360				
Display fee per Application	R3 754		R3 979	R4 194	R4 421
Miscellaneous signs for urban residential oriented land use and community services					
Administration fee	R360				
Display fee per Advertisement	R1 568		R1 662	R1 752	R1 846
Signs for agricultural and related land use in rural and natural Areas					
Administration fee	R360	Application Fee	R382	R402	R424
Display fee per Advertisement	R1 011	Display fee on Private Property: Per Advertisement/Application	R1 072	R1 130	R1 191
CLASS 4: Signs for Pedestrian Environments and Streets-scaping					
Street furniture signs					
Administration fee	R360	Application Fee	R382	R402	R424
Display fee per Advertisement	R1 181	Display fee on Private Property: Per Advertisement/Application	R1 252	R1 319	R1 391
Street light/street pole sign, etc.					
Administration fee	R360	Application Fee	R382	R402	R424
Display fee per Advertisement	R1 181	Display fee on Private Property: Per Advertisement/Application	R1 252	R1 319	R1 391
Lamp-post Posters					
Application fee + Administration fee	R2 525	Application Fee	R2 677	R2 821	R2 973
Display fee per Advertisement	R5 049	Display fee on Private Property: Per Advertisement/Application	R5 352	R5 641	R5 946

TARIFF DESCRIPTION	Approved Tar- iffs 2019/20	Draft Amended Tariff Description	Draft Tariffs 2020/21	Draft Tariffs 2021/22	Draft Tariffs 2022/23
CLASS 5: Signs for Tourists and Travellers					
Service facility signs					
Administration fee	R360	Application Fee	R382	R402	R424
Display fee per Advertisement	R1 037	Display fee on Private Property: Per Advertisement/Application	R1 099	R1 159	R1 221
Road traffic project signs					
Administration fee	R360	Application Fee	R382	R402	R424
Display fee per Advertisement	R1 037	Display fee on Private Property: Per Advertisement/Application	R1 099	R1 159	R1 221
Tourism information signs			R-		
Administration fee	R360	Application Fee	R382	R402	R424
Display fee per Advertisement	R1 037	Display fee on Private Property: Per Advertisement/Application	R1 099	R1 159	R1 221
Gateway signs					
Administration fee	R360	Application Fee	R382	R402	R424
Display fee per Advertisement	R1 037	Display fee on Private Property: Per Advertisement/Application	R1 099	R1 159	R1 221
CLASS 6: Mobile signs					
Advertising vehicles					
Application fee + administration fee	R590	Application Fee	R625	R659	R695
Mobile trailer Advertising(14 days Display)	R404	Display fee on Private Property: Per Advertisement/Application	R428	R451	R476
Display fee per Advertisement (other Mobile signs)	R435	Display fee on Private Property: Per Advertisement/Application	R461	R486	R512
Digital signs					
Application fee	R1 685	Application Fee	R1 786	R1 883	R1 984
Rental fee per sign (Municipal property)	R16 000				
Rental fee per sign (Private property)	R9 000	Display fee on Private Property: Per Advertisement/Application	R9 540	R10 055	R10 598
CLASS 7: Temporary Advertising					
In respect of general advertise- ments of a commercial nature (Events) i.e. construction site advertisements, signs for sporting events, festival & exhibitions, temporary window signs etc.					
Application fee + administration fee	R1 165	Application Fee	R1 235	R1 302	R1 372
Up to 100 posters	R3 030	Display fee on Private Property: Per Advertisement/Application	R3 212	R3 385	R3 568
Each poster thereafter, an ad- ditional	R31		R33	R35	R37
Stickers for each poster	R18		R19	R20	R21
In respect of general advertise- ments for awareness campaigns with commercial content logo:					
Application fee + administration fee	R1 196	Application Fee	R1 268	R1 336	R1 408
Up to 100 posters, or part thereof	R2 524	Display fee on Private Property: Per Advertisement/Application	R2 675	R2 820	R2 972
Each poster thereafter, an ad- ditional	R26		R28	R29	R31
In respect of general ad- vertisements for non-profit organisations(subject to submission of a NPO certificate from relevant authority- e.g. government					
Application fee + administration fee	R862	Application Fee	R914	R963	R1 015
Up to 100 posters, or part thereof	R1 209	Display fee on Private Property: Per Advertisement/Application	R1 282	R1 351	R1 424
Each poster thereafter, an ad- ditional	R13		R14	R15	R15
Stickers for each poster	R10		R11	R11	R12
In respect of election advertise- ments, per party/per candidate					
Posters (unlimited number)	R2 525	Display fee on Private Property: Per Advertisement/Application	R2 677	R2 821	R2 973
Administration fee	R360	Application Fee	R382	R402	R424
Estate agents boards					
Administration fee(per agency)	R360	Application Fee	R382	R402	R424
Display fee per Advertisement	R836	Display fee on Private Property: Per Advertisement/Application	R886	R934	R984
Advertising deposit (per agent)	R4 075		R4 320	R4 553	R4 799
Annual Licensing Fee (Residential)	R1 892		R2 006	R2 126	R2 253
Annual Licensing Fee (Commercial, Industrial, Non-residential Property)	R7 150		R7 579	R8 034	R8 516
Banners					
Per banner	R627	Display fee on Private Property: Per Advertisement/Application	R665	R701	R738
Sticker for each banner	R18		R19	R20	R21
Administration fee	R360	Application Fee	R382	R402	R424
Removable posters, should council be required to remove any poster (per poster)	R101		R107	R113	R119
CLASS 8: Other signs					
Security signs			R-		
Administration fee	R360	Application Fee	R382	R402	R424
Display fee per Advertisement	R575	Display fee on Private Property: Per Advertisement/Application	R610	R642	R677
Public service and other information signs					
Administration fee	R360	Application Fee	R382	R402	R424
Display fee per Advertisement	R500	Display fee on Private Property: Per Advertisement/Application	R530	R559	R589
Aerial advertisements					
Application fee + administration fee	R505	Application Fee	R535	R564	R595
Display fee per Advertisement	R2 027	Display fee on Private Property: Per Advertisement/Application	R2 149	R2 265	R2 387
Refundable Deposit	R445				
Electric and illuminated signs					
Application fee + administration fee	R505	Application Fee	R535	R564	R595
Advertisement (per square metre)	R5 225	Display fee on Private Property: Per Advertisement/Application	R5 539	R5 838	R6 153
Portable boards			R-		
Administration fee	R360	Application Fee	R382	R402	R424
Display fee per Advertisement	R4 075	Display fee on Private Property: Per Advertisement/Application	R4 320	R4 553	R4 799
For the erection of any billboards without approval, per week per square meter	R255	Fine per square meter per week per illegal billboard	R270	R285	R300
		Fine per square meter per week per illegal advertising	R270	R285	R300
For the erection of any posters without approval, per week	R1 658	Fine for illegal posters per week	R1 757	R1 852	R1 952

LIBRARY & INFORMATION SERVICES

Description	Current 2019/20	Proposed 2020/21	Proposed 2021/22	Proposed 2022/2023	2020/21 INCREASE
	R/C	R/C	R / C	R / C	R / C
FEES FOR OVERDUE LIBRARY MATERIAL	<i>Per item</i>	<i>Per item</i>	<i>Per item</i>	<i>Per item</i>	<i>Per item</i>
Fine per week or part thereof (three days grace during first week)	R4,50 per item	R 5,00 per item	R 5,50 per item	R 5,50 per item	R 0.50
Maximum fine	R78,00 per item	R 83,00 per item	R 88,00 per item	R 88,00 per item	R 5.00
FEES FOR DAMAGED OR LOST LIBRARY MATERIAL AND MEMBERSHIP CARD					
Loss or serious damage to any library material	Purchase price plus a 10% administration charge	Purchase price plus a 10% administration charge	Purchase price plus a 10% administration charge	Purchase price plus a 10% administration charge	R0.00
Any material mutilated, defaced, marked, creased or damaged by water, heat, fire, animals, or any other thing, BUT can still be circulated:					
Purchase price lower than R50,00	R 13,00 per item	R 13,50 per item	R 14,00 per item	R 14,00 per item	R 0.50
Purchase price higher than R50,00	R 20,00 fine per item	R 21,00 per item	R 22,00 per item	R 22,00 per item	R 1.00
Protective coverings of library material removed or damaged	R13,00 fine per item	R 13,50 per item	R 14,00 per item	R 14,00 per item	R 0.50
Membership card lost or damaged -					
Issuing of duplicate card to adults	R27,00 per card	R 28,50 per card	R 30,00 per card	R 30,00 per card	R 1.50
Issuing of duplicate card to children	R20,00 per card	R 21,00 per card	R 22,00 per card	R 22,00 per card	R 1.00
MEMBERSHIP AND USER FEES					
Membership fees for loan services					
Books					
Membership for Persons residing and/or employed within the area of jurisdiction of the Rustenburg Local Municipality	Free of charge	R10	R11	R11	R12
Persons residing and/or employed outside the area of jurisdiction of the Rustenburg Local Municipality -					
(a) Adults (non refundable fee)	R75,00 per person per year	R 79,00 per person	R 83,00 per person	R 83,00 per person	R 2.00
(b) Children (non refundable fee)	R37,00 per person per year	R 40,00 per person	R 43,00 per person	R 43,00 per person	R 4.00
Audio-visual material					
Records, compact discs and cassettes -					
(a)Persons residing and/or employed within the area of jurisdiction of the Rustenburg Local Municipality	R57,00 per person per year	R 60,00 per person	R 63,00 per person	R 63,00 per person	R 2.00
(b)Persons residing and/or employed outside the area of jurisdiction of the Rustenburg Local Municipality	R97,00 per person per year	R 100,00 per person	R 103,00 per person	R 103,00 per person	R 2.00
Books on tape, videos and art prints					
(a)Persons residing and/or employed within the area of jurisdiction of the Rustenburg Local Municipality	R39,00 per person per year	R 41,00 per person	R 43,00 per person	R 43,00 per person	R 2.00
(b)Persons residing and/or employed outside the area of jurisdiction of the Rustenburg Local Municipality	R63,00 per person per year	R 65,00 per person	R 67,00 per person	R 67,00 per person	R 2.00
Reservation and external request					
Reservation of library material out on loan	R5,50 per item	R 6,00 per person	R 6,50 per person	R 6,50 per person	R 0.50
Provincial library loans:	R0.00	R0.00	R0.00	R0.00	R0.00

LIBRARY & INFORMATION SERVICES

Description	Current 2019/20	Proposed 2020/21	Proposed 2021/22	Proposed 2022/2023	2020/21 INCREASE
	R/C	R/C	R / C	R / C	R / C
SABINET (Computerised national information network)					
Information searches	R0,00	0	0	0	0
Internet					
Internet search/access	Free of charge: Province is supplying access to internet for free(PIA)	Free of charge: Province is supplying access to internet for free(PIA)	Free of charge: Province is supplying access to internet for free(PIA)	Free of charge: Province is supplying access to internet for free(PIA)	
Printouts					
A4 paper (black & white) Tariff revised to bring it to par with photocopy charges.	R1,50 per copy	R 1,50 per copy	R 2,00 per copy	R 2,00 per copy	R 0.50
Printing/ Photocopier Services					
Computer printouts					
Colour ink printouts	R2,00 per copy	R2,00 per copy	R 3,00 per copy	R 3,00 per copy	R 0.00
Photocopies					
A4 paper (black & white)	R 1,50 per copy	R 1,50 per copy	R 2,00 per copy	R 2,00 per copy	R 0.50
A3 paper (black & white)	R3,00 per copy	R 3,00 per copy	R 4,00 per copy	R 4,00 per copy	R 1.00
A4 paper (colour)	R2,00 per copy	R 2,00 per copy	R 3,00 per copy	R 3,00 per copy	R 0.00
A3 paper (colour)	R3,00 per copy	R 3,00 per copy	R 4,00 per copy	R 4,00 per copy	R 0.00
Facsimiles					
Facsimiles received	R5,00 per page	R 5,50 per page	R 5,50 per page	R 5,50 per page	R 0.50
Facsimiles sent	R5,50 per page	R 6,00 per page	R 6,00 per page	R 6,00 per page	R 0.50
Other services					
Services such as the provision of reference, study and reading facilities, information and reference enquiries, reader guidance services, etc	Free of charge	Free of charge	Free of charge	Free of charge	
RENTING OF AUDITORIUMS AND EQUIPMENT					
The full amount payable must be paid when making the reservation					
The breakage deposit indicated below will only be refunded if there were no losses or damages					
Library auditoriums and activity rooms					
Cultural associations and clubs, educational institutions, community development agents and welfare organisations: Regular use (Based on block booking system as per rules of use)	R300,00 deposit and R350,00 rent per occasion	R 350,00 deposit and R 400,00 rent per occasion	R 350,00 deposit and R 400,00 rent per occasion	R 350,00 deposit and R 400,00 rent per occasion	R 50,00 deposit and R 50,00 rental
Cultural associations and clubs, educational institutions, community development agents and welfare organisations: Ad hoc use	R350,00 deposit and R400,00 rent per occasion	R 400,00 deposit and R 550,00 rent per occasion	R 400,00 deposit and R 550,00 rent per occasion	R 400,00 deposit and R 550,00 rent per occasion	R 50,00 deposit and R 50,00 rental
Businesses or profit-seeking body or individual	R 600,00 deposit and R800,00 rent per occasion	R 700 deposit and R 900,00 rent per occasion	R 800 deposit and R 1000,00 rent per occasion	R 800 deposit and R 1000,00 rent per occasion	R 100,00 deposit and R 100,00 rent
Equipment					
Use of TV and video machine, slide or film projector, overhead projector, data video projector (with screen where required) and sound equipment -					
(a) Organisations indicated in points 4.1.1 and 4.1.2 above	Similar than for the equipment of the Civic Centre	Similar than for the equipment of the Civic Centre	Similar than for the equipment of the Civic Centre	Similar than for the equipment of the Civic Centre	
(b) Businesses or profit-seeking body or individual	Similar than for the equipment of the Civic Centre	Similar than for the equipment of the Civic Centre	Similar than for the equipment of the Civic Centre	Similar than for the equipment of the Civic Centre	

HIRING OF THE VISITORS & INFORMATION CENTRE AND THE TIDC FACILITIES									
TARIFF DESCRIPTION	Frequency	Total per Month Calculation	Rebate (40%)	Proposed Rate per day	Approved Tariffs 2019/120	2020/2021 Increase	Draft Tariffs 2020/21	Draft Tariffs 2021/22	Draft Tariffs 2022/23
		R/C		R/C			R/C	R/C	R/C
TOURISM INFORMATION DEVELOPMENT CENTRE (TIDC)									
Store Rooms (29m²)	Monthly	R1 450	R580	R29.00	NEW	NEW	R870	R917	R966
Coffee Shop (52m²)	Monthly	R2 600	R1 040	R52.00	NEW	NEW	R1 560	R1 644	R1 733
Lapa (72m²)	Monthly	R3 600	R1 440	R200.00	NEW	NEW	R2 160	R2 277	R2 400
Amphitheatre (97m²)	Monthly	R4 850	R1 940	R500.00	NEW	NEW	R2 910	R3 067	R3 233
Rondavel 1 (68m²)	Monthly	R6 460	R2 584	-	NEW	NEW	R3 876	R4 085	R4 306
Rondavel 2 (76m²)	Monthly	R7 220	R2 888	-	NEW	NEW	R4 332	R4 566	R4 812
Rondavel 3 (102m²)	Monthly	R9 690	R3 876	-	NEW	NEW	R5 814	R6 128	R6 459
Rondavel 4 (116m²)	Monthly	R10 440	R4 176	-	NEW	NEW	R6 264	R6 602	R6 959
Rondavel 5 (122m²)	Monthly	R10 980	R4 392	-	NEW	NEW	R6 588	R6 944	R7 319
Rondavel 6 (186m²)	Monthly	R14 880	R5 952	-	NEW	NEW	R8 928	R9 410	R9 918
Administrative Fee	Daily				R142	5.4%	R150	R158	R167
TIDC Boardroom	Daily				R342	5.4%	R1 000	R1 054	R1 111
TIDC Kitchen	Daily				R3 423	5.4%	R1 500	R1 581	R1 666
TIDC Shaded and Play Areas	Daily				R685	5.4%	R1 000	R1 054	R1 111
TARIFFS FOR TRADING PERMITS									
TARIFF DESCRIPTION	Frequency	Approved Tariffs 2019/20	Draft Tariffs 2020/21	Draft Tariffs 2021/22	Draft Tariffs 2022/23	2020/21 INCREASE	2020/21 INCREASE		
		R/C	R/C	R/C	R/C	R/C	(%)		
Trading permits									
New Card	Yearly	R-	R100	R105	R111	R-	0%	NEW	
Renewal of card	As and When	R-	R150	R158	R167	R-	0%	NEW	
HIRING OF THE VARIOUS SPACES OF THE FLEA MARKET									
TARIFF DESCRIPTION	Approved Administrative Fee 2019/20	Draft Administrative Fee 2020/21	Draft Electricity Fee 2020/21	Approved Refundable Deposit 2019/20	Draft Refundable Deposit 2020/21	Approved Tariffs 2019/20	Draft Tariffs 2020/21	Draft Tariffs 2021/22	Draft Tariffs 2022/23
	Non-Refundable	Non-Refundable	R/C	Deposit	Deposit	R/C	R/C	R/C	R/C
MAIN STALLS									
Stalls 22m2 (1 - 8)	NEW	R150	R150	NEW	R2 365	NEW	R2 365	R2 493	R2 627
Stalls 22m2 (9 - 23)	NEW	R150	R150	NEW	R2 970	NEW	R2 970	R3 130	R3 299
Store Room 24m2	NEW	R150	R150	NEW	R2 280	NEW	R2 280	R2 403	R2 533
Coffee Shop 103m2	NEW	R150	R150	NEW	R9 785	NEW	R9 785	R10 313	R10 870
POP -UP STALLS									
6 x 6m Stalls	R150	R50		R1 000	R-	R500	R200	R211	R222
3x 6m Stall	R150	R50		R750	R-	R400	R150	R158	R167
3 x 3m Stall	R150	R50		R500	R-	R350	R100	R105	R111

TARIFFS FOR TRADING STALLS (INDIVIDUAL/SHARED)										
TARIFF DESCRIPTION	Approved Administrative Fee 2019/20	Draft Administrative Fee 2020/21	Approved Refundable Deposit 2019/20	Draft Refundable Deposit 2020/21	Approved Tariffs 2019/20	2020/21 INCREASE	2020/21 INCREASE	Draft Tariffs 2020/21	Draft Tariffs 2021/22	Draft Tariffs 2022/23
	Non-Refundable	Non-Refundable	Deposit	Deposit	R/C	R/C	(%)	R/C	R/C	R/C
MAX BORNMAN TRADING AREA										
6 x 6m Stalls	R150	R158	R1 000	R1 054	R493	R27	5.4%	R519	R547	R577
6 x 6m Stall (Shared)	R150	R158	R1 000	R1 054	R493	R27	5.4%	R519	R547	R577
3x 6m Stall	R150	R158	R750	R791	R369	R20	5.4%	R389	R395	R419
3x 6m Stall (Shared)	R150	R158	R750	R791	R369	R20	5.4%	R389	R395	R419
3 x 3m Stall	R150	R158	R500	R527	R245	R13	5.4%	R258	R262	R277
HAWKERS/INFORMAL TRADING OPEN AREAS AT AREA ABUTING FATIMA BHAYAT DRIVE NEAR TUNNEL										
2 x 3m Open Space	R105	R111	R105	R111	R31	R119	5.4%	R150	R159	R169
HAWKERS/INFORMAL TRADING OPEN SPACE 2: AREA OPPOSITE MAX BORNMAN SHOPPING CENTRE										
Demarcated Open Space	R105	R111	R53	R55	R31	R119	5.4%	R150	R159	R169
SUPPLIERS' DEMARCATED OFFLOADING PARKING SPACES : BETHLEHEM DRIVE										
Parking/Loading Zone/Space	R105	R111	R842	R888	R489	R26	5.4%	R516	R544	R573
HAWKERS STALLS AT BAMTA TRADING SHARED/INDIVIDUAL STALLS										
3 x 4.1m Stalls (Shared)	R105	R111	R53	R55	R31	R169	5.4%	R200	R212	R225
BAMTA Taxi Aisle	R105	R111	R53	R55	R31	R119	5.4%	R150	R159	R169
BUS Rank Terminals	R-	R111	R-	R55	R-	R150	5.4%	R150	R159	R169
HAWKERS STALLS AT THE MAIN TAXI RANK TRADING AREA (SHARED & INDIVIDUAL STALLS)										
3 x 3m Stall	R105	R111	R421	R444	R245	R13	5.4%	R258	R262	R277
3 x 3m Stall (Shared)	R105	R111	R421	R444	R245	R13	5.4%	R258	R262	R277
Taxi Aisle	R105	R111	R53	R55	R31	R119	5.4%	R150	R159	R169
OPEN ALIENATED TRADING SPACES : OTHER AREAS OUTSIDE THE CBD										
Rustenburg & Extensions	R105	R111	R53	R55	R42	R108	5.4%	R150	R159	R169
Tlhabane & Extensions	R105	R111	R53	R55	R42	R108	5.4%	R150	R159	R169
Boitekong & Extensions	R105	R111	R53	R55	R42	R108	5.4%	R150	R159	R169
Paardekraal & Extensions	R105	R111	R53	R55	R42	R108	5.4%	R150	R159	R169
Meriting & Extensions	R105	R111	R53	R55	R42	R108	5.4%	R150	R159	R169
Lethabong & Extensions	R105	R111	R53	R55	R42	R108	5.4%	R150	R159	R169
Marikana & Extensions	R105	R111	R53	R55	R42	R108	5.4%	R150	R159	R169
Phatsima & Extesnions	R105	R111	R53	R55	R42	R108	5.4%	R150	R159	R169
Boshoeck	R105	R111	R53	R55	R42	R108	5.4%	R150	R159	R169
Monakato & Extensions	R105	R111	R53	R55	R42	R108	5.4%	R150	R159	R169
Freedom Park & Extensions	R105	R111	R53	R55	R42	R108	5.4%	R150	R159	R169
OTHER TRADING AREAS										
Trading near malls near the CBD (town) area	R-	R-	R-	R-	R-	R200	0.0%	R200	R211	R222
Trading near malls near in the township and rural areas	R-	R-	R-	R-	R-	R200	0.0%	R150	R158	R167

HIRING OF THE VARIOUS OFFICES OF THE SMME SUPPORT & DEVELOPMENT CENTRE

TARIFF DESCRIPTION	Frequency	Approved Tariffs 2019/20	Draft Tariffs 2020/21	Draft Tariffs 2021/22	Draft Tariffs 2022/23	2020/21 INCREASE	2020/21 INCREASE
		R/C	R/C	R/C	R/C	R/C	(%)
OFFICE 1							
Administrative Fee	Once Off	R142	R149	R158	R166	R8	5.4% p.a
Usage	Per Day	R496	R523	R552	R581	R27	5.4% p.a
Usage	5 Days Per Week	R2 128	R2 243	R2 364	R2 491	R115	5.4% p.a
Usage	7 Days Per Week	R2 482	R2 616	R2 758	R2 907	R134	5.4% p.a
Usage	Per Month	R10 638	R11 213	R11 818	R12 456	R574	5.4% p.a
Usage	Per Annum	R127 660	R134 553	R141 819	R149 477	R6 894	5.4% p.a
OFFICE 2							
Administrative Fee	Once Off	R142	R149	R158	R166	R8	5.4% p.a
Usage	Per Day	R496	R523	R552	R581	R27	5.4% p.a
Usage	5 Days Per Week	R2 128	R2 243	R2 364	R2 491	R115	5.4% p.a
Usage	7 Days Per Week	R2 482	R2 616	R2 758	R2 907	R134	5.4% p.a
Usage	Per Month	R10 638	R11 213	R11 818	R12 456	R574	5.4% p.a
Usage	Per Annum	R127 660	R134 553	R141 819	R149 477	R6 894	5.4% p.a
OFFICE 3							
Administrative Fee	Once Off	R142	R149	R158	R166	R8	5.4% p.a
Usage	Per Day	R496	R523	R552	R581	R27	5.4% p.a
Usage	5 Days Per Week	R2 128	R2 243	R2 364	R2 491	R115	5.4% p.a
Usage	7 Days Per Week	R2 482	R2 616	R2 758	R2 907	R134	5.4% p.a
Usage	Per Month	R10 638	R11 213	R11 818	R12 456	R574	5.4% p.a
Usage	Per Annum	R127 660	R134 553	R141 819	R149 477	R6 894	5.4% p.a

RUSTENBURG LOCAL MUNICIPALITY DIRECTORATE - TECHNICAL AND INFRASTRUCTURE SERVICES						
CIVIL BULK SERVICES CONTRIBUTIONS: NEW DEVELOPMENTS						
1. CONTRIBUTIONS NORTH OF THE N4 (COUNCIL RES. 610 OF 25 SEPTEMBER 2001)						
	Water		Sewerage		Roads	
Date	Pipeline	Storage	Pipeline	Treatment	Stormwater	Roads
01-07-20	R 1 047/Eq.Erf	R 1 003/Eq.Erf	R2 359/Eq.Erf	R 2 104.70/m³	R 1 162/Eq.Erf	R 3 216/trips
2. CONTRIBUTIONS SOUTH OF THE N4 (COUNCIL RES. 69 OF 28 MAY 2002)						
	Water		Sewerage		Roads	
Date	Water all inclusive		Pipeline	Treatment	Stormwater	Roads
01-07-20	R 6 881/Eq Erf		R 2 151/Eq.Erf	R 1 917/m³	R 1 046/Eq.Erf	R 3 058/trips
3. CONTRIBUTIONS FOR THE DELTA AREA (COUNCIL RES. 25 - SEPTEMBER 2002)						
	Water		Sewerage		Roads	
Date	Water all inclusive		Pipeline	Treatment	Stormwater	Roads
01-07-20	R 6 881/Eq Erf		R 2 062/Eq.Erf	R 1 917/m³	R 1 045/Eq.Erf	R 6 048/trips
4. CONTRIBUTIONS FOR AREAS INCLUDING CUCKOO AVE (COUNCIL RES. 93 - 30 JULY 2002)						
	Water		Sewerage		Roads	
Date	Water all inclusive		Pipeline	Treatment	Stormwater	Roads
01-07-20	R 6 881/Eq Erf		R 2 150/Eq.Erf	R 1 915/m³	R 1 043/Eq.Erf	R 7 376/trips
NOTES:						
Trips are calculated as follows:						
a.	Normal residential stand:		(Res 1)	1.5 trips per normal household.		
b.	Cluster housing:		(Res 2)	1.1 trips per normal household		

Naam/Name:

Ouderdom/Age:

Adres/Address:

Tel no:

BONUS - RUSTENBURG - Rustenburg Herald's Blank Space Art competition is in its second "season" of the Covid-19 year and in spite of things going somewhat slower than usual, we have received beautiful and interesting entries.

Once again artists are invited to enter the competition. Prize-money of R2 000 (2 x R1 000) is up for grabs and artists must remember to use the blank space in Rustenburg Herald to mount, paint or fix their art entries. Also remember that no photo copies of the blank space entry form will be accepted. Artists advancing to the final round of the competition towards the end of the year, stand a chance to walk away with prize-money of R20 000 (2 x R10 000) at both Pick n Pay stores at Greystone Crossing or Beyers Naudé at Rustenburg's Lifestyle Square. This prize-money is sponsored by Pick n Pay Greystone Crossing and Beyers Naudé - we thank Pick n Pay Rustenburg for encouraging artists to enter the competition.

A closing date for our new competition will be announced in due course. Keep watching Rustenburg Herald for more information. There is no entry fee and you may enter as many artworks as you wish - good luck with your entries.

A stunning work of art created by a very talented Rustenburg artist in our Rustenburg Herald Blank Space Art competition. These flowers/candles have been created from wax. The piece is not only extraordinary but truly spectacular. It is obvious that such a beautiful piece must have taken a long time - thank you for your entry Madam!



WE HAVE THE LEADING INNOVATIVE
INFECTION PROTECTION SYSTEM IN SOUTH AFRICA

OUR 100%
NATURAL DISINFECTANT SOLUTIONS ARE
SABS & EPA TESTED, NRCS REGISTERED

GET YOUR
SCHOOLS, HOME, WORKSPACE
GERM FREE

G

GermCure

Innovative Infection Protection

CONTACT

SIMEON VAN AS | 083 651 5910 |
VANAS.SIMEON@GMAIL.COM

FOR A FREE QUOTE & MORE INFORMATION

N

If you can think it, we can print it, on

Newsprint

BIG quantities. Any **SIZE** - pamphlets, brochures, newspapers - try us for the best prices - delivery where you need it!

We design it with the most modern technology on earth - contact Paul or Marianne on 0145928329 or quotes@webprinters.co.za NOW!

W

W

P

North West Web
Printers

Tel: 014 592 8329

Lance Trethewey and Adriaan Roets.
(Images: SACCS)






NEED SOME
EXTRA CASH?
SELL OR PAWN YOUR
GOODS *INSTANTLY*

NO NEED TO SELL FOREVER

We offer secured loans against your goods with
an option to reclaim them 30 days later

 **YOU CALL, WE COLLECT FOR FREE**



 @CashCrusadersSA  @Cash_Crusaders  cashcrusaders_sa

MIDTOWN MALL
014 592 22 41 /3
 **079 704 5186**
Berg St, Shop 01-B Midtown Mall
cashcrusadersmtm@gmail.com

RUSTENBURG
014 594 0553 /4
 **076 717 5472**
Church St, Shoprite Centre
cashcrurtb@telkomsa.net

BONUS - RUSTENBURG - The month of June marks the Southern Hemisphere winter solstice or mid-winter and traditionally occurs around 20 or 21 June each year.

But for the SA Cross Country Series (SACCS), its sponsors, officials, teams, competitors, thousands of enthusiasts and Botswana businesses and spectators the month of June traditionally celebrates the running of the majestic Toyota Kalahari Botswana 1000 Desert Race (TDR 1000).

The event has been in existence since 1975 and legacy has it, Piet Lambrecht was in Gaborone organising a hunting permit when he saw a poster advertising the Trans-Kalahari Road Race. Lambrecht, Giel Potgieter the navigator and Hans de Lange entered a Ford F250 and much to their surprise, and that of the organisers, the trio romped to a historic victory.

For the first ten years, 1981 to 1990, the event was run in the Vryburg area of the North West Province with Toyota scoring two overall victories in 1988 and 1989.

Toyota was a keen supporter of the decision to move the TDR 1000 back to its roots in Botswana in 1991.

In 1992 it was decided to split the championship into Special Vehicle and Production Vehicle categories - with overall winners recognised in each category.

The new terrain proved a major challenge and for the first time in eight years a privateer team took overall honours ahead of the more fancied factory teams. Chris Visser and Phillip Herselman in a Toyota Hilux posted a race winning time of just over seven minutes ahead of the closest factory rivals.

Mark Corbett and Juan Möhr 2000, Greg Daus and VZ van Zyl 2002, John Weir-Smith and Geoff Minnitt 2003, husband and wife Marius and Jolinda Fourie 2017, father and daughter Coetzee and Sandra Labuscagne 2018 and Lance Trethewey and Adriaan Roets 2019 all took a win a piece.

Regrettably, like all other major sporting, cultural and corporate events worldwide the TDR 1000 in Selebi Phikwe, Botswana had to be sacrificed in June 2020 in view of the global COVID-19 pandemic.

SACCS together with its partners Toyota, Botswana Tourism, SPEDU, Selebi Phikwe Town Council and BMS are monitoring the devastating effects of the current situation very closely and will announce plans for 2021 in accordance with relevant government and economic guidelines once these become available.